

HIV AND SRHR LINKAGES INFOGRAPHIC SNAPSHOT UGANDA 2016



What's this
all about?

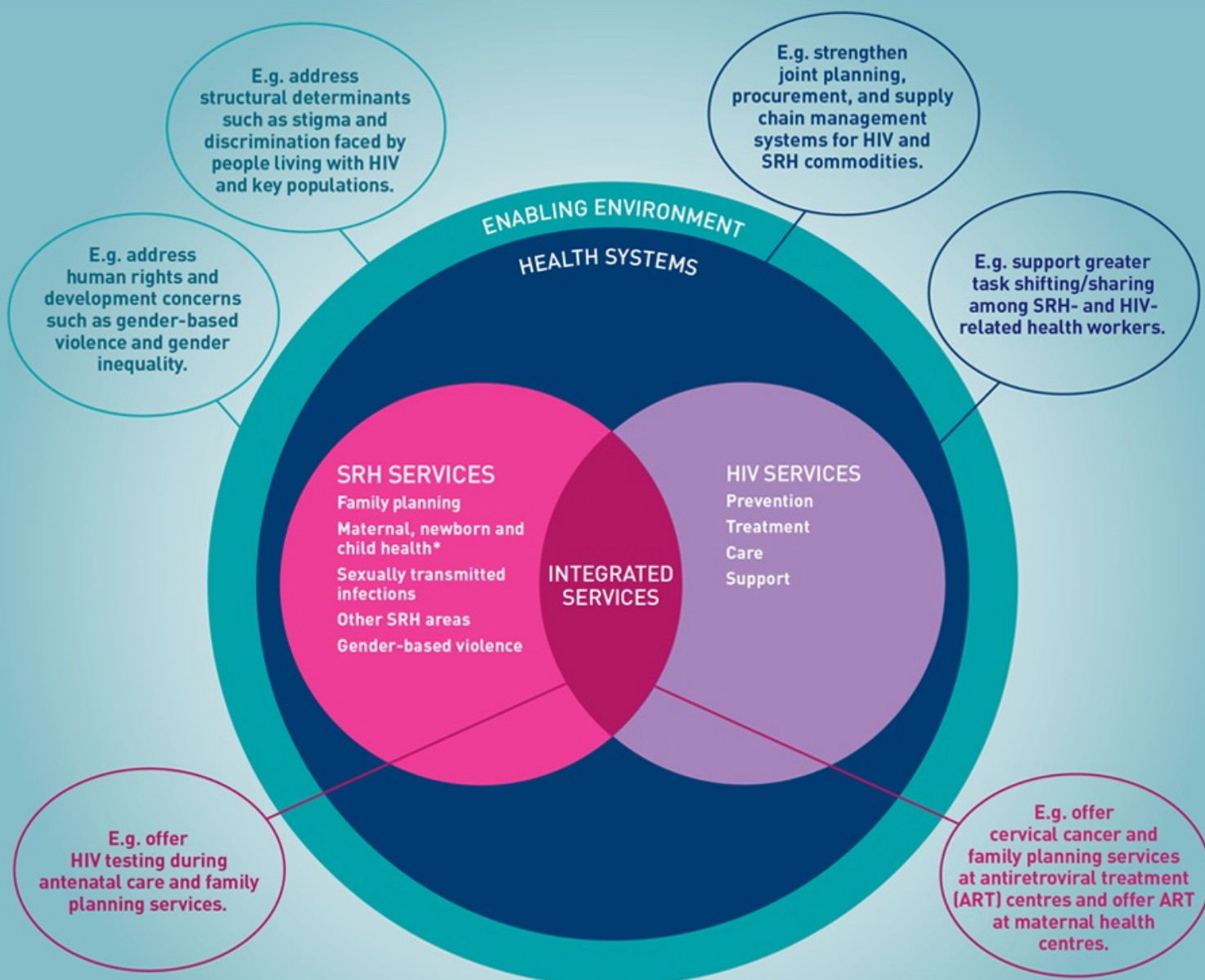


This country snapshot provides an overview of national level data for the full scope of HIV and sexual & reproductive health and rights (SRHR) linkages/integration at three levels:¹

- enabling environment (policy and legal)
- health systems
- integrated service delivery

By highlighting results, areas that need strengthening, and data gaps, this snapshot can be used for determining priorities, programme planning, and resource mobilization.

▲ also p.10



Source: Adapted from WHO, UNFPA, UNAIDS, IPPF (2005) Sexual and reproductive health and HIV/AIDS: A framework for priority linkages. http://srhhivlinkages.org/wp-content/uploads/2013/04/frameworkforprioritylinkages_2005_en.pdf

*Maternal health is an SRH service, which is often clustered with newborn and child health services.

Linkages versus integration²

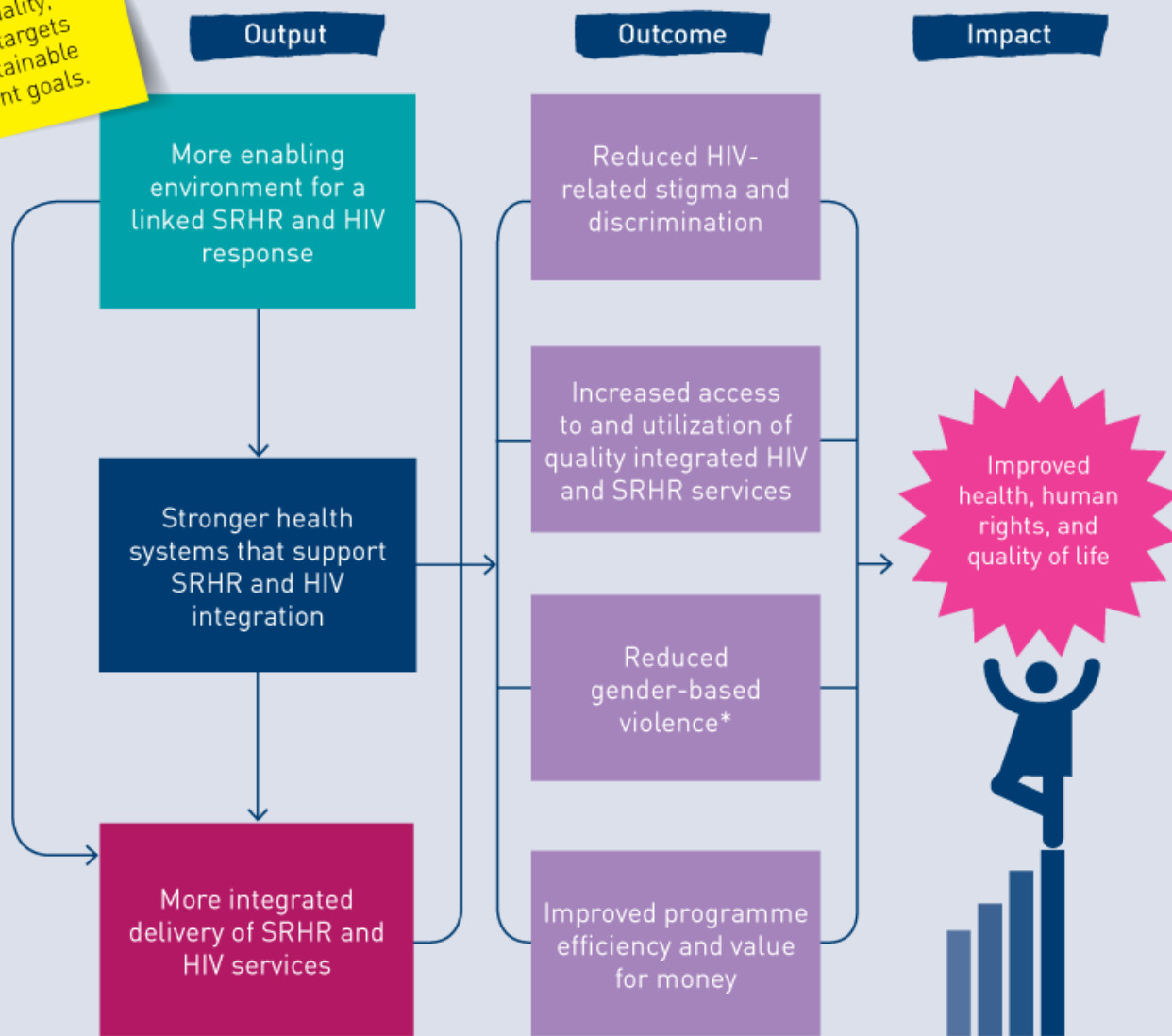
Linkages refer to bi-directional synergies in policy, systems, and services between SRH and HIV. It refers to a broader human rights-based approach, of which service integration is a subset.

Integration refers to the service delivery level and can be understood as joining operational programmes to ensure effective outcomes through many modalities (multi-tasked providers, referral, one-stop shop services under one roof, etc.).

Upholding human rights is intrinsic to the linkages agenda, in particular the human rights of people living with HIV, key populations, and women and girls.³

Linking HIV and SRHR responses is critical for reaching human rights, gender equality, and health targets for the sustainable development goals.

Theory of change for SRHR and HIV linkages



Source: Adapted from IPPF, UNFPA, WHO (2014) SRH and HIV Linkages Compendium: Indicators and Related Assessment Tools. Available at: <http://bit.ly/1KVaeT1>

* It is recognized that reducing stigma and discrimination and gender-based violence are also impact level measures and the outcome measures influence each other.



To find indicators and tools to measure progress

Visit <http://bit.ly/1KVaeT1>



To find out more about linkages/integration

Visit <http://srhhivlinkages.org>
- a collection of SRHR and HIV linkages resources.

Key HIV and SRHR intersections: Uganda data^{3a}

The intrinsic connections between HIV and SRHR are well-established, especially as HIV is predominantly sexually transmitted or associated with pregnancy, childbirth and breastfeeding.⁴



Where data is not available this is marked with



or



Population size 37.8 million^{4a} Life expectancy at birth 59.2^{4b} Fertility rate 5.9^{4c}

HIV is a leading cause of death in women of reproductive age (globally)⁵

New adult HIV infections⁶

52,000

39,000



Women

Men

HIV prevalence (ages 15-49)⁸

7.3%

People living with HIV⁹

770,000

570,000

150,000

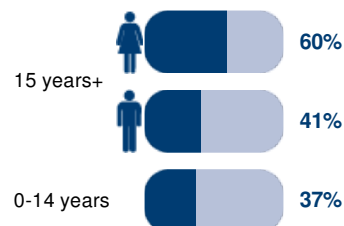


Women

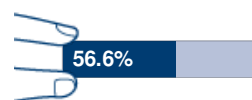
Men

Children

People living with HIV receiving ART¹⁰



HIV testing in the general population¹¹



AIDS-related deaths among adults (ages 15+)⁷



8,800



15,000

HIV-associated maternal death contributes to maternal mortality¹²

Maternal mortality ratio¹³



343 per 100,000 live births

Maternal deaths attributed to HIV¹⁴



3.1%

Gender-based violence is a cause and consequence of HIV¹⁵
▲ also p.5 & 7

Prevalence of recent intimate partner violence¹⁶



33.3%

HIV transmission to infants can occur during pregnancy, childbirth, and breastfeeding. This is more likely where there is acute maternal HIV infection.¹⁷

▲ also p.5

Mother-to-child HIV transmission rate (after breastfeeding)¹⁸



7.7%

Pregnant women who know their HIV status¹⁹



95%

Demand for family planning satisfied with a modern method of contraception (15-49)²⁰



45%

Certain sexually transmitted infections (STIs) significantly increase the risk of acquiring and transmitting HIV²²
▲ also p.7

Male and female condoms provide triple protection from unintended pregnancies, HIV, and other STIs

Demand for family planning satisfied with a modern method of contraception for women living with HIV (15-49)²¹

Number of adults reported with syphilis²³



Condom use at last sex²⁴



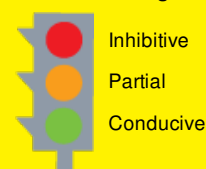
15%



Enabling environment (policy and legal)

SRHR and HIV strategies and policies should be interconnected to increase service provision and uptake. Effective responses also must go beyond health services to address human rights and development.

Support to SRHR and HIV linkages:



Strategies and policies

Is there a national HIV strategy?²⁵



If yes, have the following SRHR components been included as a measurable target:^{25a}

Condoms (with reference to STI prevention / contraceptive method)?	No
Prevention / elimination of mother-to-child transmission of HIV?	Yes
SRHR of people living with HIV?	Yes
Sexually transmitted infections?	Yes
Gender based violence?	Yes

Is there a national SRHR strategy?²⁶



If yes, have the following HIV components been included as a measurable target:^{26a}

Condoms (with reference to HIV prevention)?	Mentioned
Prevention / elimination of mother to child transmission of HIV?	Mentioned
SRHR of people living with HIV?	Mentioned
Sexually transmitted infections?	Mentioned
HIV counselling and testing?	Mentioned

Is there a national SRHR and HIV integration policy or strategy?²⁷



Laws

▲ also p.5

▲ also p.9

▲ also p.7

People living with HIV

Are there laws that:^{27a}

criminalise HIV transmission or exposure? ²⁸	Yes	28a
impose HIV specific restrictions on entry, stay or residence? ²⁹	No	29a
address HIV-related discrimination and protect people living with HIV? ³⁰	Yes	30a

Key populations

Are there laws that:^{30b}

criminalise same-sex sexual activities? ³¹	Yes	31a
deem sex work as illegal? ³²	Yes	32a
mandate the death penalty for drug offences? ³³	No	33a
demand compulsory detention for people who use drugs? ³⁴	No	34a
recognise a third, neutral and non-specific gender besides male and female? ³⁵	No	35a

Gender-based violence

Are there laws that:

address gender-based violence? ³⁶	Yes	36a
penalise rape in marriage? ³⁷	No	37a
allow free entry into marriage and divorce? ³⁸	No	38a
allow the removal of violent spouses? ³⁹	No	39a

Other laws

▲ also p.8

Are there laws that:

make sexuality education mandatory? ⁴⁰		DATA NOT AVAILABLE
allow legal abortion? ⁴¹	Yes: to save a woman's life; to preserve a woman's physical health; to preserve a woman's mental health; in case of rape or incest; because of foetal impairment	
prohibit female genital mutilation? ⁴²	Yes (limited enforcement)	

Age of Consent

▲ also p.5 & 8



What is the minimum legal age for marriage without parental consent?⁴³

18 years
18 years



What is the legal age for HIV testing without parental consent?⁴⁴

12 years



What is the legal age for accessing contraceptives?⁴⁵



What is the legal age for consent to sexual intercourse?⁴⁶

18 years
18 years

Stigma faced by people living with HIV

People living with HIV often face stigma and discrimination. A non-supportive environment can drive people living with HIV away from SRHR and HIV prevention, treatment, care and support services, hindering the AIDS response.

Percentage of general population reporting discriminatory attitudes to HIV⁴⁷ **26.2%**

Has the Stigma Index been conducted?⁴⁸



2013⁴⁹

A sample of 1110 PLHIV (555 female and 555 male).



Key findings from the Stigma Index

Denied sexual and reproductive health (SRH) services	87.2%
Denied family planning services	86.7%
Experienced forced or coerced sterilization by healthcare provider on the basis of HIV	Female 12%; Male 8%
Ever counselled about reproductive options since being diagnosed HIV-positive	Female 72% Male 63%
Could access ART (among people yet to commence)	95%
Had a constructive discussion on HIV treatment options	73.7%



Reported experience of stigma and discrimination that hinder access to HIV and SRH services **4.8% (n=53)**
Sought redress if rights violated **25%**

Women's empowerment

Achieving gender equality and empowering women (Sustainable Development Goal 5) is essential in its own right and also affects health status. It is a broad agenda that includes: ending stigma and discrimination, violence, and harmful practices; ensuring autonomy in health decisions; and accessing SRHR and equal rights to economic resources.⁵⁰

Ability to participate in decisions regarding their own health^{50a}




Women who believe wife is justified in refusing sex with husband^{50b}



74%

Gender-based violence



Intimate partner violence has been shown to increase the risk of HIV infection by around 50%. Violence, and the fear of violence, may deter women and girls from seeking HIV testing, disclosing HIV-positive status, and seeking other services for their HIV and SRHR needs.⁵¹ Visit <http://bit.ly/1PIpTip>

Prevalence of recent intimate partner violence⁵²



33.3%

Gender-based violence is a cause and consequence of HIV

Girls married before 18⁵³



Women who agree husband is justified in hitting or beating his wife:



for at least one specified reason^{53a}

58%

if she refuses sex with him^{53b}

22%

Intimate partner violence prevention programmes⁵⁴

In-school education on preventing dating violence

No

Microfinance and gender equity training

No

Changing social and cultural norms that support violence

Limited

Children and Social Protection


Orphanhood is frequently accompanied by prejudice and increased poverty, factors that can jeopardize children's chances of completing school education and may lead to increased vulnerability to HIV and poor SRHR outcomes. As such, economic support (with a focus on social assistance and livelihoods assistance) to poor and HIV-affected households remains a high priority in many comprehensive care and support programmes.⁵⁵

Children whose households received external support⁵⁶



AIDS deaths in adults occur just at the time in their lives when they are forming families and bringing up children.

Ratio of school attendance of orphans to non-orphans (aged 10–14 years)⁵⁷



Children who have lost one or both parents due to AIDS⁵⁸

650,000



Health systems

Integrating SRHR and HIV services requires addressing components of health systems.

These include coordination, joint partnerships, planning and budgeting, human

resources, procurement and supply chain management, and monitoring and evaluation.

Human resources

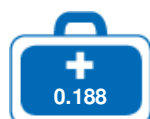
Doctors per
1,000⁵⁹



Nurses and
midwives per
1,000⁶⁰



Community and traditional
health workers per 1,000⁶¹



Training and supervision

Are there SRHR training materials and curricular that include HIV?⁶² Yes (partial)

Are there HIV training materials and curricula that include SRHR?⁶³ Yes (partial)

To what extent is supportive supervision for SRHR and HIV integrated at the health service-delivery level?⁶⁴ Partially integrated

Is there a tool for integrated supervision available?⁶⁵ No

Logistics and supplies

HIV and SRHR commodities

Are there integrated supply systems?⁶⁶ No

Are there integrated ordering systems?⁶⁷ No

Are there integrated monitoring systems?⁶⁸ No

Commodity stockouts



Contraceptives⁶⁹

86%



Antiretrovirals for HIV⁷⁰

47.9%



STI drugs⁷¹



Coordination, planning and budgeting

Is there joint planning of HIV and SRHR programmes?⁷² No

Is there any collaboration between SRHR and HIV for programme management/implementation?⁷³ Yes

Health information systems⁷⁴

Health system statistical capacity



National surveys



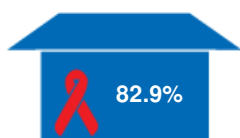
Facility-based data collection

SRHR and HIV service coverage

HIV testing and counselling facilities per
100,000 adult population⁷⁵



Primary level service delivery points offering
at least three modern methods of
contraception⁷⁶



Rapid Assessment of SRH and HIV linkages⁷⁷

Has the Rapid Assessment for Sexual and Reproductive Health and HIV Linkages been conducted?⁷⁸



A rapid assessment of SRH and HIV linkages is a useful tool for countries to assess existing bi-directional linkages at the policy, systems and service-delivery levels.



Integrated service delivery

Providing integrated services enables clients to receive as many quality services as possible at the same time and in the same place, especially at the primary healthcare level. This can happen through government, civil society, and private providers.

Integrated service provision

Health facilities provide HIV services integrated with other health services

HIV counselling and testing with SRH⁷⁹

Many



EMTCT with antenatal care/maternal and child health⁸⁰

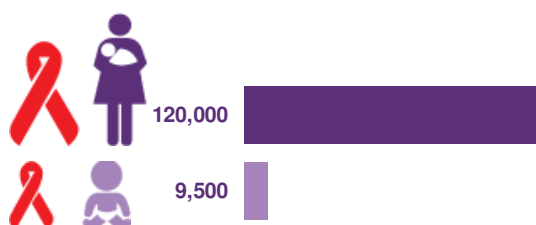
Many



Elimination of mother-to-child transmission of HIV (EMTCT)

Eliminating new HIV infections among children and keeping their mothers alive is based on a four-pronged strategy.⁸¹

Women living with HIV delivering⁸²

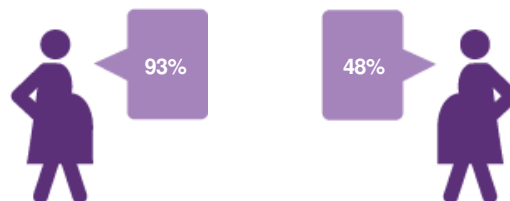


New child HIV infections⁸³

Pregnant women attending an antenatal care clinic

at least once⁸⁴

at least 4 times⁸⁵



whose sexual partners were tested for HIV in the last 12 months⁸⁶



Indicators for elimination of mother-to-child transmission of HIV

Prong 1: new HIV infections among women 15-49 ⁸⁷	49,000
Prong 2: unmet need for family planning for women of reproductive age ⁸⁸	34%
Prong 3: final mother-to-child HIV transmission rate ⁸⁹	7.7%
Prong 3: women receiving antiretrovirals (ARVs – excluding single dose nevirapine) to prevent new infections among children ⁹⁰	92.1%
Prong 3: women or infants receiving ARVs during breastfeeding ⁹¹	92%
Prong 4: ART coverage among children under 15 years ⁹²	37%

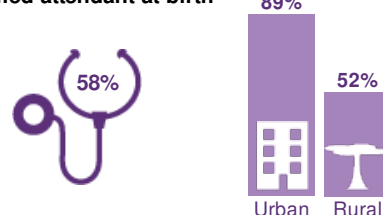
Demand for family planning satisfied with a modern method of contraception for women living with HIV (15-49)⁹⁵



Pregnant women who know their HIV status⁹³




Skilled attendant at birth⁹⁴



Dual elimination of mother-to-child transmission of HIV and syphilis

In 2007 WHO launched an initiative for the global elimination of congenital syphilis, outlined in the global elimination of congenital syphilis: rationale and strategy for action.⁹⁶ Initiatives are now ongoing for dual elimination of mother-to-child transmission of HIV and syphilis as an integrated process, including data validation.⁹⁷



Elimination of mother-to-child transmission of syphilis

Congenital syphilis rate (per 100,000 live births)⁹⁸

DATA NOT AVAILABLE

Antenatal care attendees tested for syphilis at first antenatal care visit⁹⁹

15%

Antenatal care attendees who test positive for syphilis¹⁰⁰

2%

Antenatal care attendees positive for syphilis who are treated appropriately¹⁰¹

DATA NOT AVAILABLE

<http://bit.ly/1jCx7sf>

Focus on adolescents and youth

Young people need access to a range of SRHR and HIV information and services on a broad range of topics related to their physical, social, emotional, and sexual development.

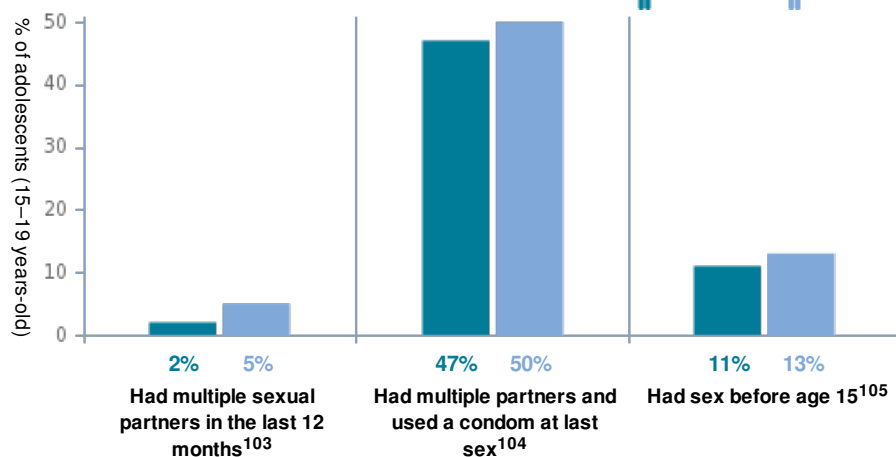
Young people, including those living with HIV and from key populations, need access to comprehensive services and a supportive legal framework.

Sexual behaviour

Median age at first sex among young people aged 20-24¹⁰²

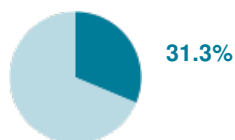


Adolescents aged 15-19 who had:

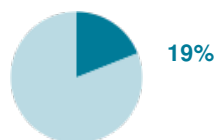


Youth unemployment¹⁰⁹

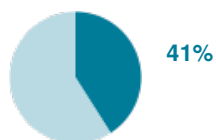
Unmet need for family planning, among young women aged 15-19¹⁰⁶



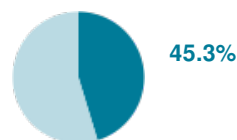
Young women aged 15-19 who have ever had a child¹⁰⁷



Recent births to mothers under 20 that were unplanned¹⁰⁸



Young women aged 15-19 able to participate in decisions about their healthcare^{108a}



6.6%



HIV


Estimated number of adolescents living with HIV aged 10-19¹¹⁰



Young people living with HIV aged 15-24¹¹¹



Adolescents aged 15-19 who were ever tested for HIV and received the results¹¹²



11,000

New HIV infections among adolescents aged 15-19¹¹³



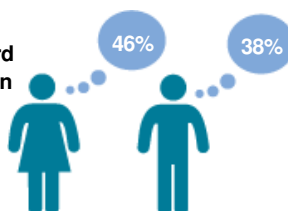
3,000

AIDS deaths among adolescents aged 10-19¹¹⁴

Knowledge and comprehensive sexuality education

▲ also p.4

Young people aged 15-19 who have heard of family planning on any of the three sources (radio, TV or newspapers)¹¹⁵



Adolescents aged 15-19 who have comprehensive knowledge of HIV¹¹⁶



Schools that provided skills-based HIV and sexuality education in the previous academic year¹¹⁷



Focus on key populations

Key populations, including men who have sex with men, people who use drugs, sex workers

and transgender people typically have higher HIV prevalence than the general population.

The criminalization of key populations drives people away from health services, increasing

vulnerability to negative SRHR and HIV outcomes, as well as to stigma, discrimination, and violence.

Key populations are often not reached with health services, including for SRHR and HIV, and frequently experience violation of their human rights.

▲ also p.4



Men who have sex with men



People who inject drugs



Sex workers



Transgender people



Population size estimate

10,533 ¹¹⁸



54,549 ¹²⁰



HIV prevalence



HIV testing

44% ¹²⁶



54% ¹²⁸



Condom use

39% ¹³⁰



66% ¹³²




Useful programme implementation tools* and guidelines



World Health Organization (2013) *Implementing comprehensive HIV/STI programmes with sex workers: practical approaches from collaborative interventions.*

<http://bit.ly/1ISZWVz>



World Health Organization (2014) *Consolidated guidelines on HIV prevention, diagnosis, treatment and care for key populations.*

<http://bit.ly/1rhtlgZ>



UNFPA et al. (2015) *Implementing comprehensive HIV and STI programmes with men who have sex with men.*

<http://bit.ly/1LWYfQ6>

*Similar implementation tools for HIV/STI programming with other key populations are currently under development.

Additional regional and national data

This infographic snapshot builds on an overarching framework defining HIV and SRHR linkages/ integration and provides related national data. Specific aspects of HIV and SRHR linkages/ integration vary by region and country due to different types of HIV epidemics and structural drivers of HIV and SRHR. Therefore, a differentiated approach to investment and programming is required.



The suggested way forward

1. **Disseminate the snapshot broadly** to key decision-makers in the government (e.g. Ministry of Health and National AIDS Commission), programme managers, donors, UN agencies, civil society organisations and community-based organisations, and use for advocacy at key events.
2. **Review the data** presented in the snapshot with key HIV and SRHR stakeholders to identify and discuss areas where further work is particularly needed.
3. **Convene a technical working group** with HIV and SRHR stakeholders to jointly plan, coordinate activities and monitor progress on HIV and SRHR linkages/integration.
4. **Work with the Ministries of Justice, Education and Health, and other appropriate sectors** to eliminate human rights violations, such as gender-based violence, early and forced marriage and stigma and discrimination.
5. **Use the snapshot** when developing and evaluating strategies, operational plans and funding proposals.
6. **Collaborate with relevant data collection entities** to fill gaps where data are not available.

Endnotes

1. GNP+, ICW, IPPF, UNAIDS, UNFPA, WHO and Young Positives (2009). Rapid Assessment Tool for Sexual and Reproductive Health and HIV Linkages: a generic guide. <http://srhhivlinkages.org/rapidassessment-tool/>
2. WHO, UNAIDS, UNFPA, IPPF (2008). Gateways to integration: a case study series. <http://www.srhhivlinkages.org>
3. UNAIDS (2010) 26th Meeting of UNAIDS Programme Coordinating Board, Background Paper: Sexual and Reproductive Health (SRH) services with HIV interventions in practice, paragraph 4 (page 5). http://srhhivlinkages.org/wp-content/uploads/2013/04/26thpcbthematicbackground_2010_en.pdf
- 3a. Data used in the HIV and SRHR Linkages Infographic Snapshot is the most recent data available.
4. UNFPA, WHO, IPPF (2012). Connecting sexual and reproductive health and HIV: Navigating the work in progress. http://www.srhhivlinkages.org/wp-content/uploads/LAWG_SRHHIVlinkages_summary1.pdf
- 4a. 2014. World Bank. <http://data.worldbank.org/indicator/>
- 4b. 2014. World Bank. <http://data.worldbank.org/indicator/>
- 4c. 2014. World Bank. <http://data.worldbank.org/indicator/>
5. Women of reproductive age is women aged 15–49. <http://www.who.int/mediacentre/factsheets/fs310/en/>. Lozano R, Naghavi M, Foreman K, et al. (2012) Global and regional mortality from 235 causes of death for 20 age groups in 1990 and 2010: a systematic analysis for the Global Burden of Disease Study 2010. *The Lancet*, 380(9859):2095-128.
6. 2014. UNAIDS 2014 estimates
7. 2014. UNAIDS 2014 estimates
8. 2014. UNAIDS 2014 estimates
9. 2014. UNAIDS 2014 estimates
10. 2014. UNAIDS 2014 estimates
11. 2011. Uganda Bureau of Statistics Kampala, Uganda; MEASURE DHS and ICF International (August 2012). Uganda Demographic and Health Survey 2011. <http://www.ubos.org/onlinefiles/uploads/ubos/UDHS/UDHS2011.pdf>
13. 2015. Trends in Maternal Mortality: 1990 to 2015. Estimates by WHO, UNICEF, UNFPA, World Bank Group and the United Nations Population Division. <http://www.who.int/reproductivehealth/publications/monitoring/maternal-mortality-2015/en/>
14. 2015. Trends in Maternal Mortality: 1990 to 2015. Estimates by WHO, UNICEF, UNFPA, World Bank Group and the United Nations Population Division. <http://www.who.int/reproductivehealth/publications/monitoring/maternal-mortality-2015/en/>
15. UN Commission on Status of Women (2013). Agreed conclusions on the elimination and prevention of all forms of violence against women and girls. New York, UN CSW.
16. 2014. Proportion of ever-married or partnered women aged 15-49 who experienced physical or sexual violence from a male intimate partner in the past 12 months. UNAIDS GARPR <http://www.aidsinfo.nih.gov/guidelines/html/3/perinatalguidelines/162>.
17. <http://www.aidsinfo.nih.gov/guidelines/html/3/perinatalguidelines/162>.
18. 2014. UNAIDS 2014 estimates
19. 2014. WHO Universal Access Indicator 3.4
20. 2011. UNAIDS (2014). 2014 progress report on the global plan towards the elimination of new HIV infections among children by 2015 and keeping their mothers alive. http://www.unaids.org/sites/default/files/documents/JC2681_2014-Global-Plan-progress_en.pdf
21. Indicator: Percentage of total demand for family planning among married or in-union women living with HIV aged 15 to 49 that is satisfied with modern methods (modern contraceptive prevalence divided by total demand for family planning)
22. WHO (2007). Global Strategy for the Prevention and control of sexually transmitted infections 2006-2015, Breaking the Chain of Transmission. Geneva, WHO.
23. Indicator: Number of adults reported with syphilis in the past 12 months. WHO Universal Access Indicator 1.17.6
24. 2011. Republic of Uganda (2013). Uganda HIV and AIDS Country Progress report. 31 March, 2014. http://www.unaids.org/sites/default/files/country/documents/UGA_narrative_report_2014.pdf Percentage of adults aged 15-49 who had more than one sexual partner in the past 12 months who report the use of a condom during their last intercourse, UNAIDS, GARPR 2011
25. 2015. National HIV and AIDS Strategic Plan 2015/2016 - 2019/2020 <http://library.health.go.ug/publications/service-delivery-diseases-control-prevention-communicable-diseases/hivaids/national-h-1>
- 25a. 2015. IPPF and UNFPA coding (2015)
26. 2013. Reproductive maternal, newborn and child health sharpened plan for Uganda, November 2013
- 26a. 2015. IPPF and UNFPA coding
27. 2012. Ministry of Health, Republic of Uganda (April 2012) National Strategy for Integration of Sexual Reproductive Health and Rights and HIV/AIDS
- 27a. The data in this section only looks at the law itself and not how the law is implemented
28. 2015. GNP+ Global Criminalisation Scan: <http://criminalisation.gnpplus.net/alphabetical>
- 28a. Global Commission on HIV and the Law (2012). Risks, Rights and Health. Final Report July 2012, at p9 and p25. <http://www.hivlawcommission.org/index.php/report>; Ending overly broad criminalization of HIV non-disclosure, exposure and transmission: Critical scientific, medical and legal considerations. Guidance Note. http://www.unaids.org/sites/default/files/media_asset/20130530_Guidance_Ending_Criminalisation_0.pdf
29. 2012. Quick Reference Guide Entry and residence regulations for people living with HIV (2013-2013), Deutsche AIDS-Hilfe. http://www.hivtravel.org/Web/WebContent/EATG/File/Quick%20Ref%202012_2013_DAH_Quick_Reference_Guide_EN.pdf
- 29a. Global Commission on HIV and the Law (2012). Risks, Rights and Health. Final Report July 2012, at p10 and p61. <http://www.hivlawcommission.org/index.php/report>
30. 2015. National Constitution and HIV and AIDS Control Act 2014. Correspondence from UNFPA Country Office Uganda, November 2015.
- 30a. Global Commission on HIV and the Law (2012). Risks, Rights and Health. Final Report July 2012, at p9 and p50. <http://www.hivlawcommission.org/index.php/report>; The Lancet (2012). HIV in Men Who Have Sex with Men. <http://www.thelancet.com/series/hivin-men-who-have-sex-with-men>
- 30b. The data in this section only looks at the law itself and not how the law is implemented
31. 2015. Source: The Lesbian, Gay and Bisexual Map of World Laws, ILGA – available from http://old.ilga.org/Statehomophobia/ILGA_WorldMap_2015_ENG.pdf
- 31a. Global Commission on HIV and the Law (2012). Risks, Rights and Health. Final Report July 2012, at p9 and p50. <http://www.hivlawcommission.org/index.php/report>; The Lancet (2012). HIV in Men Who Have Sex with Men. <http://www.thelancet.com/series/hivin-men-who-have-sex-with-men>
32. 2014. UNAIDS GARPR
- 32a. Global Commission on HIV and the Law (2012). Risks, Rights and Health. Final Report July 2012, at p9 and p43. <http://www.hivlawcommission.org/index.php/report>; UNAIDS (2012). UNAIDS Guidance Note on HIV and Sex Work. 2012 Update. http://www.unaids.org/sites/default/files/media_asset/JC2306_UNAIDS-guidance-note-HIV-sex-work_en_0.pdf; The Lancet (2014). HIV and sex workers. <http://www.thelancet.com/series/hiv-and-sex-workers>
33. 2015. The Death Penalty for Drug Offences: Global Overview 2015, International Harm Reduction Association http://www.ihra.net/files/2015/10/07/DeathPenaltyDrugs_Report_2015.pdf
- 33a. 6(2); ECOSOC (25 May 1984) Implementation of the safeguards guaranteeing protection of the rights of those facing the death penalty, Resolution 1984/50; United Nations Information Centre. INCB encourages States to consider the abolition of the death penalty for drug-related offences, 5 March 2014. http://www.incb.org/documents/Publications/PressRelease/PR2014/press_release_050314.pdf
34. 2014. UNAIDS GARPR
- 34a. Global Commission on HIV and the Law (2012). Risks, Rights and Health. Final Report July 2012, at p10 and p35. <http://www.hivlawcommission.org/index.php/report>; United Nations. 2012. Joint statement on compulsory drug detention and rehabilitation centres. http://www.unaids.org/sites/default/files/en/media/unaids/contentassets/documents/document/2012/JC2310_Joint%20Statement6March12FINAL_en.pdf

35. 2014. 2014. Identities.Mic. 7 Countries Giving Transgender People Fundamental Rights the U.S. Still Won't. <http://mic.com/articles/87149/7-countries-giving-transgender-people-fundamentalrights-the-u-s-still-won-t> Accessed June 2015
- 35a. Global Commission on HIV and the Law (2012). Risks, Rights and Health. Final Report July 2012, at p10, p50 and p54. <http://www.hivlawcommission.org/index.php/report>
36. 2012. Republic of Uganda (2013). Uganda HIV and AIDS Country Progress report. 31 March, 2014. http://www.unaids.org/sites/default/files/country/documents/UGA_narrative_report_2014.pdf
- 36a. Convention on the Elimination of Discrimination against Women. General Recommendation No. 19 (11th session, 1992). Violence against women, paras 1, 7 and 24(b). <http://www.un.org/womenwatch/daw/cedaw/recommendations/recomm.htm>
37. 2014. WHO (2014) Global Status Report on Violence Prevention http://www.who.int/violence_injury_prevention/violence/status_report/2014/en/
- 37a. Global Commission on HIV and the Law (2012). Risks, Rights and Health. Final Report July 2012, at p9 and p69. <http://www.hivlawcommission.org/index.php/report>
38. 2014. WHO (2014) Global Status Report on Violence Prevention http://www.who.int/violence_injury_prevention/violence/status_report/2014/en/
- 38a. Convention on the Elimination of Discrimination against Women. General Recommendation No. 21 (13th session, 1994). Equality in marriage and family relations. <http://www.un.org/womenwatch/daw/cedaw/recommendations/recomm.htm>
39. 2014. WHO (2014) Global Status Report on Violence Prevention http://www.who.int/violence_injury_prevention/violence/status_report/2014/en/
- 39a. Convention on the Elimination of Discrimination against Women. General Recommendation No. 19 (11th session, 1992) Violence against women, paras 23 and 24(b). <http://www.un.org/womenwatch/daw/cedaw/recommendations/recomm.htm>
40. Indicator: Is there a law or policy mandating the government (or its regulatory bodies) to implement sexuality education?
41. 2015. United Nations, World Population Policies Database. http://esa.un.org/poppolicy/about_database.aspx
42. 2012. WHO (2014) Global Status Report on Violence Prevention http://www.who.int/violence_injury_prevention/violence/status_report/2014/en/
43. 2013. United Nations Statistics Division. Gender Statistics. Qualitative Indicators related to national norms. 11. Legal minimum age at marriage, by sex. <http://unstats.un.org/unsd/gender/Data/Qualitative%20Indicators.html>
44. 2010. Ministry of Health Uganda (December 2010). Uganda HIV Counselling and Testing Policy, 3rd Edition. https://www.k4health.org/sites/default/files/HCT%20Policy_%20Final%202010.pdf
45. Indicator: Legal age for accessing contraceptives.
46. 1990. Current law in place: Statute No. 4 A of 1990 (law relating to defilement)
47. 2014. UNAIDS GARPR
48. People Living with HIV Stigma Index. IPPF, GNP+, ICW, UNAIDS, 2008. <http://www.stigmaindex.org/>
49. 2013. National Forum of People Living with HIV Networks in Uganda (NAFOPHANU) (2013). People Living with HIV Stigma Index Uganda. <http://www.stigmaindex.org/sites/default/files/reports/Uganda%20People%20Living%20with%20HIV%20Stigma%20Index%20Report%202013%20-%20Final.pdf>
50. UN (2015) Sustainable Development Goals. <https://sustainabledevelopment.un.org/?menu=1300>
- 50a. 2011. Uganda Bureau of Statistics Kampala, Uganda; MEASURE DHS and ICF International (August 2012). Uganda Demographic and Health Survey 2011. <http://www.ubos.org/onlinefiles/uploads/ubos/UDHS/UDHS2011.pdf>
- 50b. 2011. Uganda Bureau of Statistics Kampala, Uganda; MEASURE DHS and ICF International (August 2012). Uganda Demographic and Health Survey 2011. <http://www.ubos.org/onlinefiles/uploads/ubos/UDHS/UDHS2011.pdf>
51. WHO and UNAIDS (2013) 16 ideas for addressing violence against women in the context of HIV epidemic: a programming tool. http://apps.who.int/iris/bitstream/10665/95156/1/9789241506533_eng.pdf
52. 2014. UNAIDS GARPR
53. 2002-2011. UNICEF State of the World's Children, 2013. Table 9 Child protection. <http://www.unicef.org/sowc2013/statistics.html>
- 53a. 2011. "The percentage of women age 15-49 who agree that a husband is justified in hitting or beating his wife if she refuses to have sexual intercourse with him" Uganda Bureau of Statistics Kampala, Uganda; MEASURE DHS and ICF International (August 2012). Uganda Demographic and Health Survey 2011. <http://www.ubos.org/onlinefiles/uploads/ubos/UDHS/UDHS2011.pdf>
- 53b. 2011. "The percentage of women age 15-49 who agree that a husband is justified in hitting or beating his wife for one specified reason: if she burns the food, if she argues with him, if she goes out without telling him, if she neglects the children, and if she refuses to have sexual intercourse with him." Uganda Bureau of Statistics Kampala, Uganda; MEASURE DHS and ICF International (August 2012). Uganda Demographic and Health Survey 2011. <http://www.ubos.org/onlinefiles/uploads/ubos/UDHS/UDHS2011.pdf>
54. 2014. WHO (2014) Global Status Report on Violence Prevention, 2014 http://www.who.int/violence_injury_prevention/violence/status_report/2014/en/
55. UNAIDS (2014). Global AIDS response progress reporting 2014: construction of core indicators for monitoring the 2011 UN political declaration on HIV/AIDS.
56. 2010-2014. Based on DHS, MICS and other national surveys. Available from <http://www.childrenandaid.org/>
57. 2010-2014. Based on DHS, MICS and other national surveys. Available from <http://www.childrenandaid.org/>
58. 2014. UNAIDS 2014 estimates
59. 2015. Ministry of Health, Annual Health sector Performance Report for Financial Year 2015/16
60. 2005. WHO Global Health Observatory Data Repository. Density per 1000 Data by country <http://apps.who.int/gho/data/node.main.A1444>
61. 2005. WHO Global Health Observatory Data Repository. Density per 1000 Data by country <http://apps.who.int/gho/data/node.main.A1444>
62. 2015. Examples include IMAI/IMPAC for in-service and integrated pre-service curricula for midwives. Correspondence from UNFPA Country Office Uganda, November 2015.
63. 2015. Correspondence from UNFPA Country Office Uganda, November 2015.
64. 2015. Correspondence from UNFPA Country Office Uganda, November 2015.
65. 2015. Correspondence from UNFPA Country Office Uganda, November 2015.
66. 2015. Correspondence from UNFPA Country Office Uganda, November 2015.
67. 2015. Correspondence from UNFPA Country Office Uganda, November 2015.
68. 2015. Correspondence from UNFPA Country Office Uganda, November 2015.
69. 2015. "Facility assessment for Reproductive Health", Global program for Reproductive Health Commodities Security facility assessment for Health, 2015
70. 2014. WHO Universal Access
71. Indicator: Proportion of primary healthcare public sector facilities that reported having any one of five drugs considered essential for STI management out of stock during the month of the survey (metronidazole, ciprofloxacin, erythromycin, doxycycline, benzathine-penicillin)
72. 2010. Rapid assessment of sexual and reproductive health and HIV linkages: Uganda <http://srhhivlinkages.org/rapid-assessment-tool/>
73. 2015. Yes, through bi-directional approaches under Ministry of Health and Uganda AIDS Commission, 2014 Joint Annual AIDS Report, MoH Annual Sector Report. Correspondence from UNFPA Country Office Uganda, November 2015.
74. 2014. World Bank, WDI. Statistical Capacity Index <http://databank.worldbank.org/data/reports.aspx?source=Statistical-capacity-indicators#>
75. 2014. WHO Global Health Observatory Data Repository. Testing and counselling facilities, data by country <http://apps.who.int/gho/data/node.main.625TC?lang=en> & UNAIDS Estimates 2014
76. 2014. The Global Programme to Enhance Reproductive Health Commodity Security: Annual Report 2014
77. GNP+, ICW, IPPF, UNAIDS, UNFPA, WHO and Young Positives (2009). Rapid Assessment Tool for Sexual and Reproductive Health and HIV Linkages: a generic guide. <http://srhhivlinkages.org/rapidassessment-tool/>
78. 2010. IAWG on SRH and HIV Linkages, Implementation of the Rapid Assessment Tool http://srhhivlinkages.org/wp-content/uploads/RA_implementation_country_information_20141.pdf
79. 2014. UNAIDS GARPR
80. 2013. UNAIDS GARPR

81. UNAIDS (2011). Countdown to zero. Global plan for the elimination of new HIV infections among children by 2015 and keeping their mothers alive. http://www.unaids.org/en/media/unaids/contentassets/documents/unaidspublication/2011/20110609_JC2137_Global-Plan-Elimination-HIV-Children_en.pdf
82. 2014. UNAIDS 2014 estimates
83. 2014. UNAIDS 2014 estimates
84. 2011. UNICEF 2015. Antenatal care coverage - at least one visit with skilled health personnel <http://www.data.unicef.org/maternal-health/antenatal-care>
85. 2011. UNICEF 2015. Antenatal care coverage - at least four visits with skilled health personnel <http://www.data.unicef.org/maternal-health/antenatal-care>
86. 2013. Republic of Uganda (2013). Uganda HIV and AIDS Country Progress report. 31 March, 2014. http://www.unaids.org/sites/default/files/country/documents/UGA_narrative_report_2014.pdf
87. 2014. UNAIDS 2014 estimates
88. 2011. UNAIDS (2014). 2014 progress report on the global plan towards the elimination of new HIV infections among children by 2015 and keeping their mothers alive. http://www.unaids.org/sites/default/files/documents/JC2681_2014-Global-Plan-progress_en.pdf
89. 2013. UNAIDS 2014 estimates
90. 2014. UNAIDS 2014 estimates
91. 2014. UNAIDS 2014 estimates
92. 2014. UNAIDS 2014 estimates
93. 2014. World Health Organisation Universal Access Indicator 3.4
94. 2015. Uganda, MDG 2015 Final report
95. Indicator: Percentage of total demand for family planning among married or in-union women living with HIV aged 15 to 49 that is satisfied with modern methods (modern contraceptive prevalence divided by total demand for family planning)
96. WHO (2007). Global elimination of congenital syphilis: rationale and strategy for action. <http://www.who.int/reproductivehealth/publications/rtis/9789241595858/en/>
97. WHO (2014). Global guidance on criteria and processes for validation: elimination of mother-to-child transmission (EMTCT) of HIV and syphilis. <http://www.who.int/reproductivehealth/publications/rtis/9789241505888/en/>
98. Indicator: Congenital syphilis rate per 100,000 live births. WHO Global Health Observatory data repository. Congenital syphilis. <http://apps.who.int/gho/data/view.main.CONGENITALSYFPSTlv>
99. 2013. WHO Global Health Observatory data repository. Antenatal care (ANC) attendees tested for syphilis at first ANC visit. <http://apps.who.int/gho/data/view.main.23610>
100. 2013. WHO Global Health Observatory data repository. Antenatal care attendees who were positive for syphilis. <http://apps.who.int/gho/data/view.main.23620>
101. Indicator: Percentage of antenatal care attendees positive for syphilis who received treatment. WHO Global Health Observatory data repository. Antenatal care attendees positive for syphilis who received treatment (%). <http://apps.who.int/gho/data/view.main.A1362STlv>
102. 2006. Indicator 13. Data: 2006. Guttmacher Institute (2014). Demystifying Data: A Guide to Using Evidence to Improve Young People's Sexual Health and Rights. <http://www.guttmacher.org/pubs/demyst-data-cp.html#dd-en>
103. 2008-2012. Data refer to most recent year available. UNICEF (2013) Towards An AIDS-Free Generation. Children and AIDS Sixth Stocktaking Report. Statistical Tables. Table 4 Knowledge, HIV testing and sexual behaviour among adolescents <http://www.childrenandaids.org/>
104. 2008-2012. Data refer to most recent year available. UNICEF (2013) Towards An AIDS-Free Generation. Children and AIDS Sixth Stocktaking Report. Statistical Tables. Table 4 Knowledge, HIV testing and sexual behaviour among adolescents <http://www.childrenandaids.org/>
105. 2008-2012. Data refer to most recent year available. UNICEF (2013) Towards An AIDS-Free Generation. Children and AIDS Sixth Stocktaking Report. Statistical Tables. Table 4 Knowledge, HIV testing and sexual behaviour among adolescents <http://www.childrenandaids.org/>
106. 2011. WHO Global Health Observatory Data Repository.
107. 2006. Indicator 34. Data: 2007. Guttmacher Institute (2014). Demystifying Data: A Guide to Using Evidence to Improve Young People's Sexual Health and Rights. <http://www.guttmacher.org/pubs/demyst-data-cp.html#dd-en>
108. 2006. Indicator 37. Data: 2007. Guttmacher Institute (2014). Demystifying Data: A Guide to Using Evidence to Improve Young People's Sexual Health and Rights. <http://www.guttmacher.org/pubs/demyst-data-cp.html#dd-en>
- 108a. 2011. Uganda Bureau of Statistics Kampala, Uganda; MEASURE DHS and ICF International (August 2012). Uganda Demographic and Health Survey 2011. <http://www.ubos.org/onlinefiles/uploads/ubos/UDHS/UDHS2011.pdf>
109. 2013. Unemployment, youth total (% of total labor force ages 15-24) (modeled ILO estimate). <http://data.worldbank.org/indicator/SL.UEM.1524.ZS>
110. 2014. UNAIDS 2014 estimates
111. 2014. UNAIDS 2014 estimates
112. 2008-2012. Data refer to most recent year available. UNICEF (2013) Towards An AIDS-Free Generation. Children and AIDS Sixth Stocktaking Report. Statistical Tables. Table 4 Knowledge, HIV testing and sexual behaviour among adolescents <http://www.childrenandaids.org/>
113. 2014. UNAIDS 2014 estimates
114. 2014. UNAIDS 2014 estimates
115. 2006. Indicators 19 and 20. Data: 2007. Guttmacher Institute (2014). Demystifying Data: A Guide to Using Evidence to Improve Young People's Sexual Health and Rights. <http://www.guttmacher.org/pubs/demyst-data-cp.html#dd-en>
116. 2008-2012. Data refer to most recent year available. UNICEF (2013) Towards An AIDS-Free Generation. Children and AIDS Sixth Stocktaking Report. Statistical Tables. Table 4 Knowledge, HIV testing and sexual behaviour among adolescents <http://www.childrenandaids.org/>
117. Indicator: Percentage of schools that provided life skills-based HIV and sexuality education in the previous academic year.
118. 2013. UNAIDS GARPR (National quasi-estimates study by Uganda AIDS Commission)
119. Indicator: People who inject drugs population size estimate. UNAIDS GARPR
120. 2013. UNAIDS GARPR (National quasi-estimates study by Uganda AIDS Commission)
121. Indicator: Transgender people population size estimate
122. Indicator: Percentage of men who have sex with men who are living with HIV. UNAIDS GARPR
123. Indicator: Percentage of people who inject drugs who are living with HIV. UNAIDS GARPR
124. Indicator: Percentage of sex workers who are living with HIV. UNAIDS GARPR
125. Indicator: Percentage of transgender people who are living with HIV.
126. 2013. UNAIDS GARPR
127. Indicator: Percentage of people who inject drugs who received an HIV test in the past 12 months and know their results. UNAIDS GARPR
128. 2013. UNAIDS GARPR
129. Indicator: Percentage of transgender people who received an HIV test in the past 12 months and know their results.
130. 2013. UNAIDS GARPR
131. Indicator: Percentage of people who inject drugs reporting the use of a condom the last time they had sexual intercourse. UNAIDS GARPR
132. 2013. UNAIDS GARPR
133. Indicator: Percentage of transgender people reporting the use of a condom the last time they had sexual intercourse



Inter-Agency Working Group on SRH and HIV Linkages

The Inter-agency Working Group on Sexual and Reproductive Health (SRH) and HIV Linkages is convened by UNFPA, WHO, and IPPF and works with more than 20 organizations to:

- advocate for political commitment to a linked SRH and HIV agenda;
- support national action to strengthen SRH and HIV linkages at the policy, systems, and service delivery levels; and
- create a shared understanding of SRH and HIV linkages by building the evidence base and sharing research, good practice, and lessons learnt.

Key achievements since 2004



To find out more

Visit <http://srhhivlinkages.org> - a collection of SRHR and HIV linkages resources. For a list of current members of the IAWG on SRH and HIV Linkages visit <http://bit.ly/1kzQDWB>

Disclaimer: All reasonable precautions have been taken by the publishers to verify the information contained in this publication. However, the published material is being distributed without warranty of any kind, either expressed or implied. The responsibility for the interpretation and use of the material lies with the reader. In no event shall the IAWG on SRH and HIV Linkages or any organization whose logo appears on this document be liable for damages arising from use of this publication. This publication does not necessarily represent decisions the IAWG on SRH and HIV Linkages or any organization whose logo appears on this document.



The Republic of
Uganda



World Health
Organization



International
Planned Parenthood
Federation



USAID
FROM THE AMERICAN PEOPLE



INTER-AGENCY WORKING GROUP
ON SRH AND HIV LINKAGES



Reproductive
Health Uganda