

HIV AND SRHR LINKAGES INFOGRAPHIC SNAPSHOT

ZAMBIA 2016



What's this
all about?

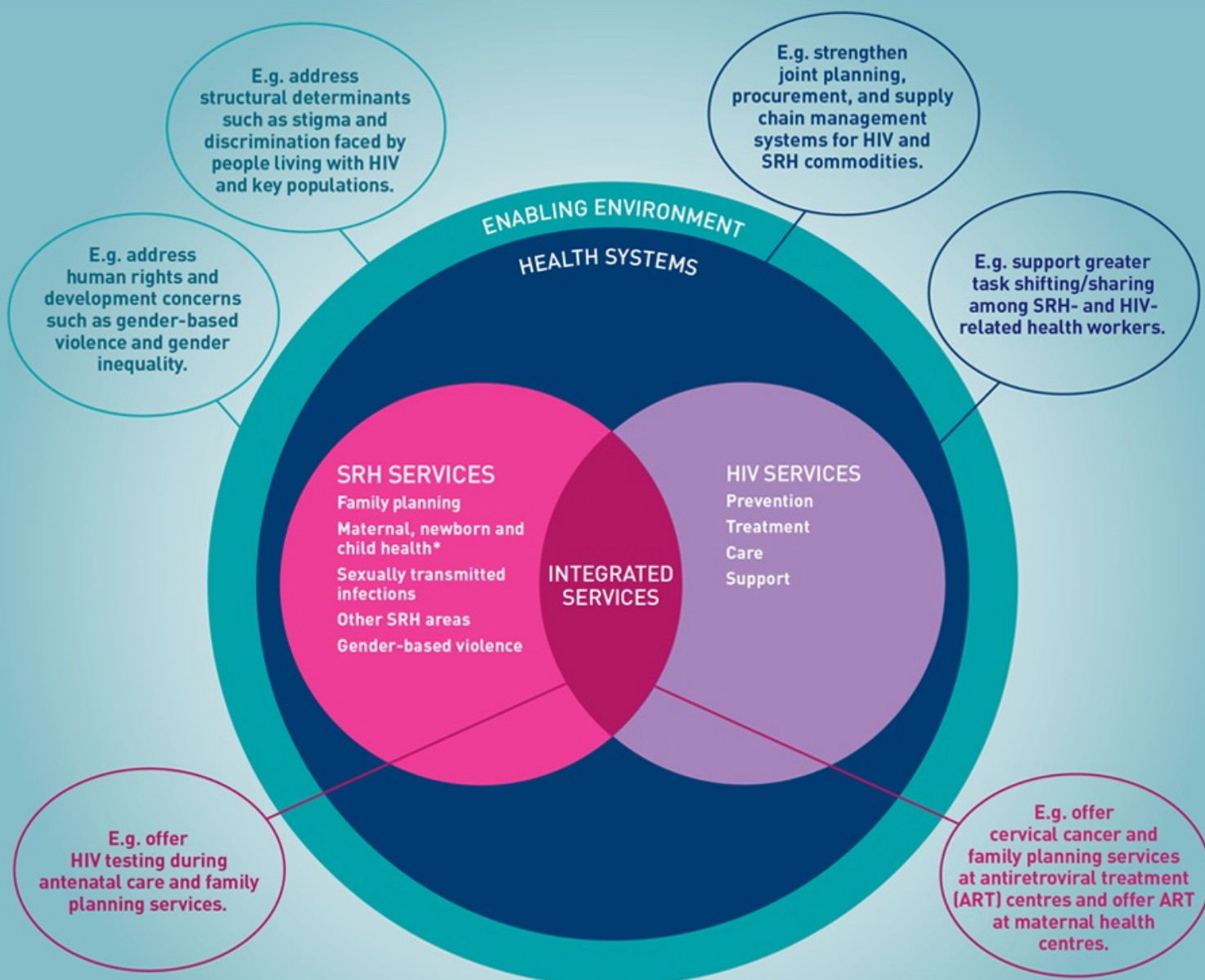


This country snapshot provides an overview of national level data for the full scope of HIV and sexual & reproductive health and rights (SRHR) linkages/integration at three levels:¹

- enabling environment (policy and legal)
- health systems
- integrated service delivery

By highlighting results, areas that need strengthening, and data gaps, this snapshot can be used for determining priorities, programme planning, and resource mobilization.

▲ also p.10



Source: Adapted from WHO, UNFPA, UNAIDS, IPPF (2005) Sexual and reproductive health and HIV/AIDS: A framework for priority linkages.
http://srhhivlinkages.org/wp-content/uploads/2013/04/frameworkforprioritylinkages_2005_en.pdf

*Maternal health is an SRH service, which is often clustered with newborn and child health services.

Linkages versus integration²

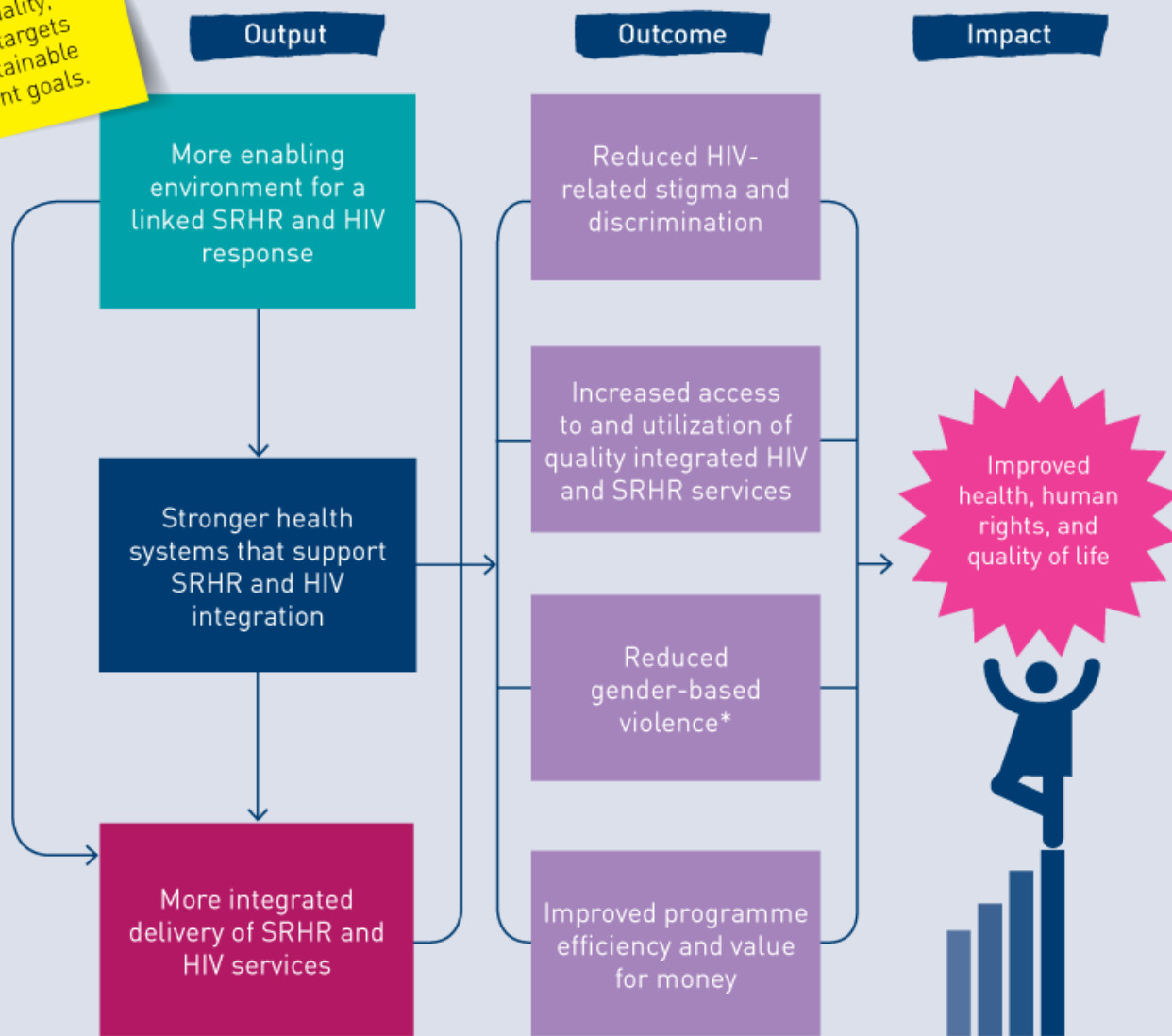
Linkages refer to bi-directional synergies in policy, systems, and services between SRH and HIV. It refers to a broader human rights-based approach, of which service integration is a subset.

Integration refers to the service delivery level and can be understood as joining operational programmes to ensure effective outcomes through many modalities (multi-tasked providers, referral, one-stop shop services under one roof, etc.).

Upholding human rights is intrinsic to the linkages agenda, in particular the human rights of people living with HIV, key populations, and women and girls.³

Linking HIV and SRHR responses is critical for reaching human rights, gender equality, and health targets for the sustainable development goals.

Theory of change for SRHR and HIV linkages



Source: Adapted from IPPF, UNFPA, WHO (2014) SRH and HIV Linkages Compendium: Indicators and Related Assessment Tools. Available at: <http://bit.ly/1KVaeT1>

* It is recognized that reducing stigma and discrimination and gender-based violence are also impact level measures and the outcome measures influence each other.



To find indicators and tools to measure progress

Visit <http://bit.ly/1KVaeT1>



To find out more about linkages/integration

Visit <http://srhhivlinkages.org>
- a collection of SRHR and HIV linkages resources.


Key HIV and SRHR intersections: Zambia data^{3a}

The intrinsic connections between HIV and SRHR are well-established, especially as HIV is predominantly sexually transmitted or associated with pregnancy, childbirth and breastfeeding.⁴

Population size 15 million^{4a} Life expectancy at birth 60.5^{4b} Fertility rate 5.7^{4c}

HIV is a leading cause of death in women of reproductive age (globally)⁵

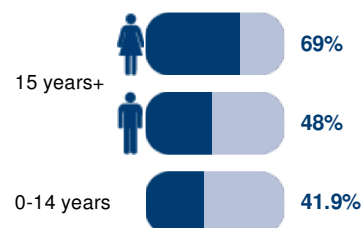
New adult HIV infections⁶



HIV prevalence (ages 15-49)⁸



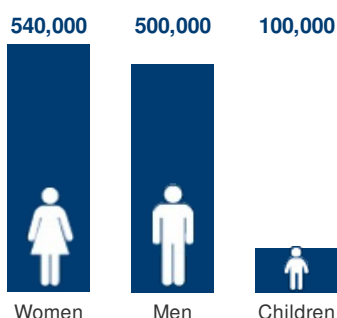
People living with HIV receiving ART¹⁰



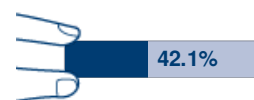
AIDS-related deaths among adults (ages 15+)⁷



People living with HIV⁹



HIV testing in the general population¹¹



HIV-associated maternal death contributes to maternal mortality¹²

Maternal mortality ratio¹³



Maternal deaths attributed to HIV¹⁴



Gender-based violence is a cause and consequence of HIV¹⁵
▲ also p.5 & 7

Prevalence of recent intimate partner violence¹⁶



HIV transmission to infants can occur during pregnancy, childbirth, and breastfeeding. This is more likely where there is acute maternal HIV infection.¹⁷

▲ also p.5

Mother-to-child HIV transmission rate (after breastfeeding)¹⁸



Pregnant women who know their HIV status¹⁹



Demand for family planning satisfied with a modern method of contraception (15-49)²⁰



Certain sexually transmitted infections (STIs) significantly increase the risk of acquiring and transmitting HIV²²
▲ also p.7


Male and female condoms provide triple protection from unintended pregnancies, HIV, and other STIs

Demand for family planning satisfied with a modern method of contraception for women living with HIV (15-49)²¹

Number of adults reported with syphilis²³



Condom use at last sex²⁴



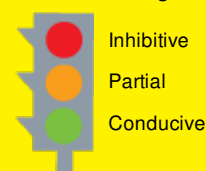
Where data is not available this is marked with

DATA NOT AVAILABLE or DATA NOT AVAILABLE

Enabling environment (policy and legal)

SRHR and HIV strategies and policies should be interconnected to increase service provision and uptake. Effective responses also must go beyond health services to address human rights and development.

Support to SRHR and HIV linkages:



Strategies and policies

Is there a national HIV strategy?²⁵



If yes, have the following SRHR components been included as a measurable target:^{25a}

Condoms (with reference to STI prevention / contraceptive method)?	Yes
Prevention / elimination of mother-to-child transmission of HIV?	Yes
SRHR of people living with HIV?	Mentioned
Sexually transmitted infections?	Yes
Gender based violence?	Yes

Is there a national SRHR strategy?²⁶



If yes, have the following HIV components been included as a measurable target:^{26a}

Condoms (with reference to HIV prevention)?	Yes
Prevention / elimination of mother to child transmission of HIV?	Yes
SRHR of people living with HIV?	Mentioned
Sexually transmitted infections?	Yes
HIV counselling and testing?	Yes

Is there a national SRHR and HIV integration policy or strategy?²⁷



Laws

▲ also p.5

▲ also p.9

▲ also p.7

People living with HIV

Are there laws that:^{27a}

criminalise HIV transmission or exposure? ²⁸	Yes	28a
impose HIV specific restrictions on entry, stay or residence? ²⁹	No	29a
address HIV-related discrimination and protect people living with HIV? ³⁰	Yes	30a

Key populations

Are there laws that:^{30b}

criminalise same-sex sexual activities? ³¹	Yes	31a
deem sex work as illegal? ³²	Yes	32a
mandate the death penalty for drug offences? ³³	No	33a
demand compulsory detention for people who use drugs? ³⁴	No	34a
recognise a third, neutral and non-specific gender besides male and female? ³⁵	No	35a

Gender-based violence

Are there laws that:

address gender-based violence? ³⁶	Yes	36a
penalise rape in marriage? ³⁷	Yes	Partial enforcement 37a
allow free entry into marriage and divorce? ³⁸	Yes	Partial enforcement 38a
allow the removal of violent spouses? ³⁹	Yes	Partial enforcement 39a

Other laws

▲ also p.8

Are there laws that:

make sexuality education mandatory? ⁶⁰	No
allow legal abortion? ⁶¹	Yes: to save a woman's life; to preserve a woman's physical health; to preserve a woman's mental health; because of foetal impairment; for economic or social reasons
prohibit female genital mutilation? ⁶²	No

Age of Consent

▲ also p.5 & 8



What is the minimum legal age for marriage without parental consent?⁴³

21 years
21 years



What is the legal age for HIV testing without parental consent?⁴⁴

16 years



What is the legal age for accessing contraceptives?⁴⁵

16 years



What is the legal age for consent to sexual intercourse?⁴⁶

16 years
16 years

Stigma faced by people living with HIV

People living with HIV often face stigma and discrimination. A non-supportive environment can drive people living with HIV away from SRHR and HIV prevention, treatment, care and support services, hindering the AIDS response.

Percentage of general population reporting discriminatory attitudes to HIV⁴⁷


18%

Has the Stigma Index been conducted?⁴⁸



2010⁴⁹

A sample of 854 PLHIV (women n=484 and men n=365).



Key findings from the Stigma Index

Denied sexual and reproductive health (SRH) services	11.8% (n=101)
Denied family planning services	9.7% (n=83)
Experienced forced or coerced sterilization by healthcare provider on the basis of HIV	5.2% (n=25)
Ever counselled about reproductive options since being diagnosed HIV-positive	Men 38.5% (111 of 288) Women 30.3% (120 of 396)
Could access ART (among people yet to commence)	75.5% (n=504)
Had a constructive discussion on HIV treatment options	69.4% (n=579)
Reported experience of stigma and discrimination that hinder access to HIV and SRH services	8.4% (n=72)
Sought redress if rights violated	7.5% (n=64)



Women's empowerment

Achieving gender equality and empowering women (Sustainable Development Goal 5) is essential in its own right and also affects health status. It is a broad agenda that includes: ending stigma and discrimination, violence, and harmful practices; ensuring autonomy in health decisions; and accessing SRHR and equal rights to economic resources.⁵⁰

Ability to participate in decisions regarding their own health^{50a}




Women who believe wife is justified in refusing sex with husband^{50b}



45%

Gender-based violence



Intimate partner violence has been shown to increase the risk of HIV infection by around 50%. Violence, and the fear of violence, may deter women and girls from seeking HIV testing, disclosing HIV-positive status, and seeking other services for their HIV and SRHR needs.⁵¹ Visit <http://bit.ly/1PIpTip>

Prevalence of recent intimate partner violence⁵²



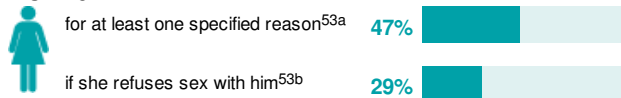
26.7%

Gender-based violence is a cause and consequence of HIV

Girls married before 18⁵³



Women who agree husband is justified in hitting or beating his wife:



Intimate partner violence prevention programmes⁵⁴

In-school education on preventing dating violence	Limited
Microfinance and gender equity training	Limited
Changing social and cultural norms that support violence	Larger scale

Children and Social Protection

Orphanhood is frequently accompanied by prejudice and increased poverty, factors that can jeopardize children's chances of completing school education and may lead to increased vulnerability to HIV and poor SRHR outcomes. As such, economic support (with a focus on social assistance and livelihoods assistance) to poor and HIV-affected households remains a high priority in many comprehensive care and support programmes.⁵⁵


Children whose households received external support⁵⁶



19%

AIDS deaths in adults occur just at the time in their lives when they are forming families and bringing up children.

Ratio of school attendance of orphans to non-orphans (aged 10–14 years)⁵⁷



Children who have lost one or both parents due to AIDS⁵⁸

400,000



Health systems

Integrating SRHR and HIV services requires addressing components of health systems.

These include coordination, joint partnerships, planning and budgeting, human

resources, procurement and supply chain management, and monitoring and evaluation.

Human resources

Doctors per
1,000⁵⁹



Nurses and
midwives per
1,000⁶⁰



Community and traditional
health workers per 1,000⁶¹



Training and supervision

Are there SRHR training materials and curricular that include HIV? ⁶²	Yes (partial)
Are there HIV training materials and curricula that include SRHR? ⁶³	Yes (partial)
To what extent is supportive supervision for SRHR and HIV integrated at the health service-delivery level? ⁶⁴	Partially integrated
Is there a tool for integrated supervision available? ⁶⁵	No

Logistics and supplies

HIV and SRHR commodities

Are there integrated supply systems? ⁶⁶	Partially integrated
Are there integrated ordering systems? ⁶⁷	Fully integrated
Are there integrated monitoring systems? ⁶⁸	Partially integrated

Commodity stockouts



Contraceptives⁶⁹

90.4%



Antiretrovirals for HIV⁷⁰

0%



STI drugs⁷¹



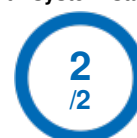
Coordination, planning and budgeting

Is there joint planning of HIV and SRHR programmes?⁷² Some

Is there any collaboration between SRHR and HIV for programme management/implementation?⁷³ Some

Health information systems⁷⁴

Health system statistical capacity



National surveys



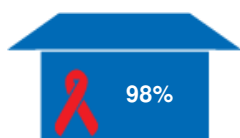
Facility-based data
collection

SRHR and HIV service coverage

HIV testing and counselling facilities per
100,000 adult population⁷⁵



Primary level service delivery points offering
at least three modern methods of
contraception⁷⁶



Rapid Assessment of SRH and HIV linkages⁷⁷

Has the Rapid Assessment for Sexual and Reproductive Health and HIV Linkages been conducted?⁷⁸



A rapid assessment of SRH and HIV linkages is a useful tool for countries to assess existing bi-directional linkages at the policy, systems and service-delivery levels.



Integrated service delivery

Providing integrated services enables clients to receive as many quality services as possible at the same time and in the same place, especially at the primary healthcare level. This can happen through government, civil society, and private providers.

Integrated service provision

Health facilities provide HIV services integrated with other health services

HIV counselling and testing with SRH⁷⁹

Many



EMTCT with antenatal care/maternal and child health⁸⁰

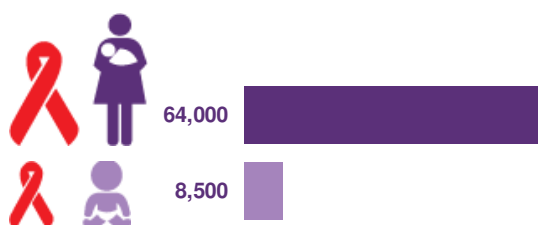
Many



Elimination of mother-to-child transmission of HIV (EMTCT)

Eliminating new HIV infections among children and keeping their mothers alive is based on a four-pronged strategy.⁸¹

Women living with HIV delivering⁸²



Indicators for elimination of mother-to-child transmission of HIV

Prong 1: new HIV infections among women 15-49 ⁸⁷	23,000
Prong 2: unmet need for family planning for women of reproductive age ⁸⁸	21%
Prong 3: final mother-to-child HIV transmission rate ⁸⁹	13.3%
Prong 3: women receiving antiretrovirals (ARVs – excluding single dose nevirapine) to prevent new infections among children ⁹⁰	85.8%
Prong 3: women or infants receiving ARVs during breastfeeding ⁹¹	66%
Prong 4: ART coverage among children under 15 years ⁹²	42%


Demand for family planning satisfied with a modern method of contraception for women living with HIV (15-49)⁹⁵



Pregnant women attending an antenatal care clinic

at least once⁸⁴

at least 4 times⁸⁵



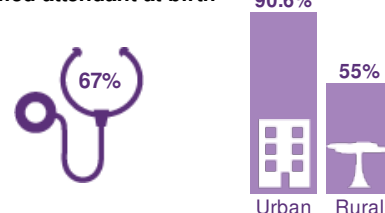
whose sexual partners were tested for HIV in the last 12 months⁸⁶



Pregnant women who know their HIV status⁹³




Skilled attendant at birth⁹⁴



Dual elimination of mother-to-child transmission of HIV and syphilis

In 2007 WHO launched an initiative for the global elimination of congenital syphilis, outlined in the global elimination of congenital syphilis: rationale and strategy for action.⁹⁶ Initiatives are now ongoing for dual elimination of mother-to-child transmission of HIV and syphilis as an integrated process, including data validation.⁹⁷



Elimination of mother-to-child transmission of syphilis

Congenital syphilis rate (per 100,000 live births)⁹⁸

DATA NOT AVAILABLE

Antenatal care attendees tested for syphilis at first antenatal care visit⁹⁹

36.3%

Antenatal care attendees who test positive for syphilis¹⁰⁰

4.4%

Antenatal care attendees positive for syphilis who are treated appropriately¹⁰¹

100%

<http://bit.ly/1jCx7sf>

Focus on adolescents and youth

Young people need access to a range of SRHR and HIV information and services on a broad range of topics related to their physical, social, emotional, and sexual development.

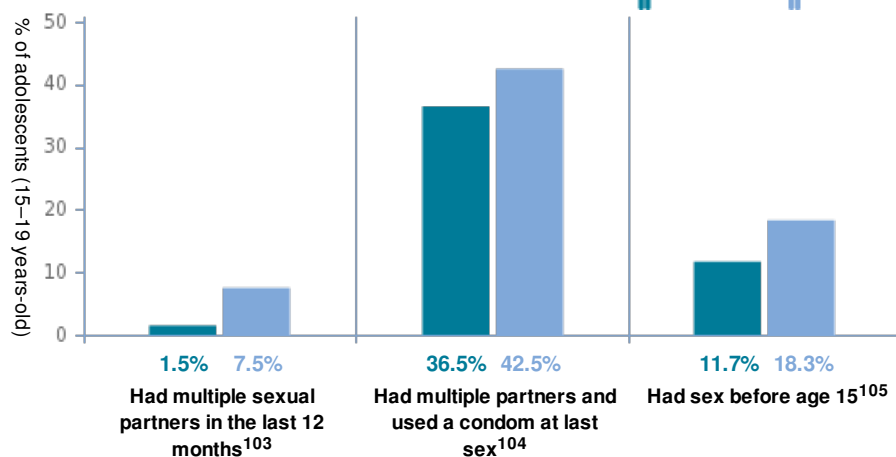
Young people, including those living with HIV and from key populations, need access to comprehensive services and a supportive legal framework.

Sexual behaviour

Median age at first sex among young people aged 20-24¹⁰²

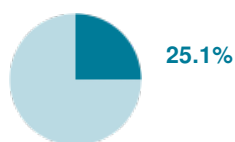


Adolescents aged 15-19 who had:

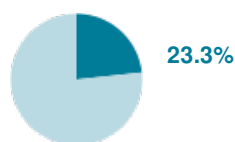


Youth unemployment¹⁰⁹

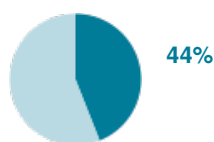
Unmet need for family planning, among young women aged 15-19¹⁰⁶



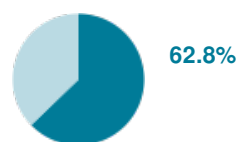
Young women aged 15-19 who have ever had a child¹⁰⁷



Recent births to mothers under 20 that were unplanned¹⁰⁸



Young women aged 15-19 able to participate in decisions about their healthcare^{108a}



24.6%



HIV


Estimated number of adolescents living with HIV aged 10-19¹¹⁰



Young people living with HIV aged 15-24¹¹¹



Adolescents aged 15-19 who were ever tested for HIV and received the results¹¹²



5,600

New HIV infections among adolescents aged 15-19¹¹³



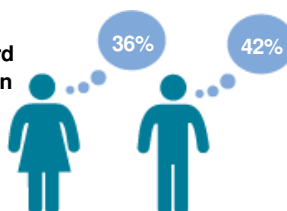
1,800

AIDS deaths among adolescents aged 10-19¹¹⁴

Knowledge and comprehensive sexuality education

▲ also p.4

Young people aged 15-19 who have heard of family planning on any of the three sources (radio, TV or newspapers)¹¹⁵



Adolescents aged 15-19 who have comprehensive knowledge of HIV¹¹⁶



Schools that provided skills-based HIV and sexuality education in the previous academic year¹¹⁷

100%

Focus on key populations

Key populations, including men who have sex with men, people who use drugs, sex workers

and transgender people typically have higher HIV prevalence than the general population.

The criminalization of key populations drives people away from health services, increasing

vulnerability to negative SRHR and HIV outcomes, as well as to stigma, discrimination, and violence.

Key populations are often not reached with health services, including for SRHR and HIV, and frequently experience violation of their human rights.

▲ also p.4


	Men who have sex with men	People who inject drugs	Sex workers	Transgender people
Population size estimate	DATA NOT AVAILABLE	DATA NOT AVAILABLE	DATA NOT AVAILABLE	DATA NOT AVAILABLE
HIV prevalence	DATA NOT AVAILABLE	DATA NOT AVAILABLE	DATA NOT AVAILABLE	DATA NOT AVAILABLE
HIV testing	DATA NOT AVAILABLE	DATA NOT AVAILABLE	74.5% ¹²⁸	DATA NOT AVAILABLE
Condom use	DATA NOT AVAILABLE	DATA NOT AVAILABLE	80% ¹³²	DATA NOT AVAILABLE

Useful programme implementation tools* and guidelines



World Health Organization (2013) *Implementing comprehensive HIV/STI programmes with sex workers: practical approaches from collaborative interventions*.

<http://bit.ly/1ISZWVz>



World Health Organization (2014) *Consolidated guidelines on HIV prevention, diagnosis, treatment and care for key populations*.

<http://bit.ly/1rhtlgZ>



UNFPA et al. (2015) *Implementing comprehensive HIV and STI programmes with men who have sex with men*.

<http://bit.ly/1LWYfQ6>

*Similar implementation tools for HIV/STI programming with other key populations are currently under development.


Additional regional and national data

This infographic snapshot builds on an overarching framework defining HIV and SRHR linkages/ integration and provides related national data. Specific aspects of HIV and SRHR linkages/ integration vary by region and country due to different types of HIV epidemics and structural drivers of HIV and SRHR. Therefore, a differentiated approach to investment and programming is required.

Additional national/regional data on SRHR and HIV linkages/integration

Indicator	Data	Source
Adolescent fertility rate per 1,000 girls aged 15-19	141	Zambia Demographic Health Survey 2013-2014
Gender inequality index	0.617	Zambia MDG progress report 2013
Ever-married women age 15-49 have experienced physical, sexual, and/or emotional violence	47%	Zambia Ministry of Health, Health Sector Supply Chain Strategy and Implementation Plan (2015-2017)

Select national/regional documents on SRHR and HIV linkages/integration



National Guidelines for SRH, HIV and GBV Services Integration
Ministry of Health, UNFPA, UNAIDS, 2015



National Standards and Guidelines for Adolescent Friendly Health Services
Ministry of Community Development, Mother and Child Health, 2012



The suggested way forward

1. **Disseminate the snapshot broadly** to key decision-makers in the government (e.g. Ministry of Health and National AIDS Commission), programme managers, donors, UN agencies, civil society organisations and community-based organisations, and use for advocacy at key events.
2. **Review the data** presented in the snapshot with key HIV and SRHR stakeholders to identify and discuss areas where further work is particularly needed.
3. **Convene a technical working group** with HIV and SRHR stakeholders to jointly plan, coordinate activities and monitor progress on HIV and SRHR linkages/integration.
4. **Work with the Ministries of Justice, Education and Health, and other appropriate sectors** to eliminate human rights violations, such as gender-based violence, early and forced marriage and stigma and discrimination.
5. **Use the snapshot** when developing and evaluating strategies, operational plans and funding proposals.
6. **Collaborate with relevant data collection entities** to fill gaps where data are not available.

Endnotes

1. GNP+, ICW, IPPF, UNAIDS, UNFPA, WHO and Young Positives (2009). Rapid Assessment Tool for Sexual and Reproductive Health and HIV Linkages: a generic guide. <http://srhhivlinkages.org/rapidassessment-tool/>
2. WHO, UNAIDS, UNFPA, IPPF (2008). Gateways to integration: a case study series. <http://www.srhhivlinkages.org>
3. UNAIDS (2010) 26th Meeting of UNAIDS Programme Coordinating Board, Background Paper: Sexual and Reproductive Health (SRH) services with HIV interventions in practice, paragraph 4 (page 5). http://srhhivlinkages.org/wp-content/uploads/2013/04/26thpcbthematicbackground_2010_en.pdf
- 3a. Data used in the HIV and SRHR Linkages Infographic Snapshot is the most recent data available.
4. UNFPA, WHO, IPPF (2012). Connecting sexual and reproductive health and HIV: Navigating the work in progress. http://www.srhhivlinkages.org/wp-content/uploads/LAWG_SRHHIVlinkages_summary1.pdf
- 4a. 2014. World Bank. <http://data.worldbank.org/indicator/>
- 4b. 2015. Human development report. http://hdr.undp.org/sites/default/files/2015_human_development_report.pdf
- 4c. 2015. World Bank. <http://data.worldbank.org/indicator/>
5. Women of reproductive age is women aged 15–49. <http://www.who.int/mediacentre/factsheets/fs310/en/>. Lozano R, Naghavi M, Foreman K, et al. (2012) Global and regional mortality from 235 causes of death for 20 age groups in 1990 and 2010: a systematic analysis for the Global Burden of Disease Study 2010. *The Lancet*, 380(9859):2095–128.
6. 2014. UNAIDS 2014 estimates
7. 2014. UNAIDS 2014 estimates
8. 2014. UNAIDS 2014 estimates
9. 2014. UNAIDS 2014 estimates
10. 2014. UNAIDS 2014 estimates
11. 2014. UNAIDS GARPR
12. Lozano R, Naghavi M, Foreman K, et al. (2012). Global and regional mortality from 235 causes of death for 20 age groups in 1990 and 2010: a systematic analysis for the Global Burden of Disease Study 2010. *The Lancet*, 380(9859):2095–128.; AU (2012) Status Report on Maternal, Newborn, and Child Health. (African Union); WHO UNICEF, UNFPA, WB (2012) Trends in Maternal Mortality 1990–2010 (Geneva, WHO).
13. 2014. WHO, UNICEF, UNFPA, World Bank Group and the United Nations Population Division (2015). Trends in maternal mortality: 1990 to 2015: estimates by WHO, UNICEF, UNFPA, World Bank Group and the United Nations Population Division. <http://bit.ly/1MBxXA3>
14. 2014. WHO, UNICEF, UNFPA, World Bank Group and the United Nations Population Division (2015). Trends in maternal mortality: 1990 to 2015: estimates by WHO, UNICEF, UNFPA, World Bank Group and the United Nations Population Division. <http://bit.ly/1MBxXA3>
15. UN Commission on Status of Women (2013). Agreed conclusions on the elimination and prevention of all forms of violence against women and girls. New York, UN CSW.
16. 2014. Proportion of ever-married or partnered women aged 15–49 who experienced physical or sexual violence from a male intimate partner in the past 12 months. UNAIDS GARPR
17. <http://www.aidsinfo.nih.gov/guidelines/html/3/perinatalguidelines/162>.
18. 2014. UNAIDS 2014 estimates
19. 2010. World Health Organization, Joint United Nations Programme on HIV/AIDS, United Nations Children's Fund, Towards Universal Access: Scaling up Priority HIV/AIDS Interventions in the Health Sector. Progress report, 2011
20. 2014. United Nations, Department of Economic and Social Affairs, Population Division (2014). Model-based Estimates and Projections of Family Planning Indicators 2014. New York: United Nations. http://www.un.org/en/development/desa/population/publications/dataset/contraception/data/Table_Model-based_estimates_Countries_Run20140520.xls
21. Indicator: Percentage of total demand for family planning among married or in-union women living with HIV aged 15 to 49 that is satisfied with modern methods (modern contraceptive prevalence divided by total demand for family planning)
22. WHO (2007). Global Strategy for the Prevention and control of sexually transmitted infections 2006–2015, Breaking the Chain of Transmission. Geneva, WHO.
23. Indicator: Number of adults reported with syphilis in the past 12 months. WHO Universal Access Indicator 1.17.6.
24. 2014. Zambia Demographic and Health Survey 2013–14. <https://www.dhsprogram.com/pubs/pdf/FR304/FR304.pdf>
25. 2014. Revised National HIV and AIDS Strategic Framework (R-NASF) 2014 - 2016 <http://www.nac.org.zm/content/revised-national-hiv-and-aids-strategic-framework-r-nasf-2014-2016>
- 25a. 2015. IPPF and UNFPA coding (2015)
26. 2008. Ministry of Health, Republic of Zambia (2008) National Reproductive Health Strategy
- 26a. 2015. IPPF and UNFPA coding (2015)
27. 2014. There is no current national SRH and HIV integration policy or strategy. Correspondence with Planned Parenthood Association of Zambia, November 2014
- 27a. The data in this section only looks at the law itself and not how the law is implemented
28. 2015. GNP+ Global Criminalisation Scan: <http://criminalisation.gnpplus.net/alphabetical>
- 28a. Global Commission on HIV and the Law (2012). Risks, Rights and Health. Final Report July 2012, at p9 and p25. <http://www.hivlawcommission.org/index.php/report>; Ending overly broad criminalization of HIV non-disclosure, exposure and transmission: Critical scientific, medical and legal considerations. Guidance Note. http://www.unaids.org/sites/default/files/media_asset/20130530_Guidance_Ending_Criminalisation_0.pdf
29. 2012. Quick Reference Guide Entry and residence regulations for people living with HIV (2013–2013), Deutsche AIDS-Hilfe. http://www.hivtravel.org/Web/WebContent/EATG/File/Quick%20Ref/2012_2013_DAH_Quick_Reference_Guide_EN.pdf
- 29a. Global Commission on HIV and the Law (2012). Risks, Rights and Health. Final Report July 2012, at p10 and p61. <http://www.hivlawcommission.org/index.php/report>
30. 2015. GNP+ Global Criminalisation Scan: <http://criminalisation.gnpplus.net/alphabetical>
- 30a. Global Commission on HIV and the Law (2012). Risks, Rights and Health. Final Report July 2012, at p9 and p50. <http://www.hivlawcommission.org/index.php/report>; The Lancet (2012). HIV in Men Who Have Sex with Men. <http://www.thelancet.com/series/hivin-men-who-have-sex-with-men>
- 30b. The data in this section only looks at the law itself and not how the law is implemented
31. 2015. Source: The Lesbian, Gay and Bisexual Map of World Laws, ILGA – available from http://old.ilga.org/Statehomophobia/ILGA_WorldMap_2015_ENG.pdf
- 31a. Global Commission on HIV and the Law (2012). Risks, Rights and Health. Final Report July 2012, at p9 and p50. <http://www.hivlawcommission.org/index.php/report>; The Lancet (2012). HIV in Men Who Have Sex with Men. <http://www.thelancet.com/series/hivin-men-who-have-sex-with-men>
32. 2014. UNAIDS GARPR
- 32a. Global Commission on HIV and the Law (2012). Risks, Rights and Health. Final Report July 2012, at p9 and p43. <http://www.hivlawcommission.org/index.php/report>; UNAIDS (2012). UNAIDS Guidance Note on HIV and Sex Work. 2012 Update. http://www.unaids.org/sites/default/files/media_asset/JC2306_UNAIDS-guidance-note-HIV-sex-work_en_0.pdf; The Lancet (2014). HIV and sex workers. <http://www.thelancet.com/series/hiv-and-sex-workers>
33. 2015. The Death Penalty for Drug Offences: Global Overview 2015, International Harm Reduction Association http://www.ihrsa.net/files/2015/10/07/DeathPenaltyDrugs_Report_2015.pdf
- 33a. 6(2); ECOSOC (25 May 1984) Implementation of the safeguards guaranteeing protection of the rights of those facing the death penalty, Resolution 1984/50; United Nations Information Centre. INCB encourages States to consider the abolition of the death penalty for drug-related offences, 5 March 2014. http://www.incb.org/documents/Publications/PressRelease/PR2014/press_release_050314.pdf
34. 2014. UNAIDS GARPR
- 34a. Global Commission on HIV and the Law (2012). Risks, Rights and Health. Final Report July 2012, at p10 and p35. <http://www.hivlawcommission.org/index.php/report>; United Nations. 2012. Joint statement on compulsory drug detention and rehabilitation centres. http://www.unaids.org/sites/default/files/en/media/unaids/contentassets/documents/document/2012/JC2310_Joint%20Statement6March12FINAL_en.pdf

35. 2014. 2014. Identities.Mic. "7 Countries Giving Transgender People Fundamental Rights the U.S. Still Won't". <http://mic.com/articles/87149/7-countries-giving-transgender-people-fundamentalrights-the-u-s-still-won-t> Accessed June 2015
- 35a. Global Commission on HIV and the Law (2012). Risks, Rights and Health. Final Report July 2012, at p10, p50 and p54. <http://www.hivlawcommission.org/index.php/report>
36. 2014. ARASA (2014). HIV and Human Rights in Southern and East Africa 2014 Report. http://www.arasa.info/files/6714/0498/7909/ARASA_report2014_web_full.pdf
- 36a. Convention on the Elimination of Discrimination against Women. General Recommendation No. 19 (11th session, 1992). Violence against women, paras 1, 7 and 24(b). <http://bit.ly/2dGkvxS>
37. 2014. WHO (2014) Global Status Report on Violence Prevention <http://bit.ly/2db3xqs>
- 37a. Global Commission on HIV and the Law (2012). Risks, Rights and Health. Final Report July 2012, at p9 and p69. <http://www.hivlawcommission.org/index.php/report>
38. 2014. WHO (2014) Global Status Report on Violence Prevention <http://bit.ly/2db3xqs>
- 38a. Convention on the Elimination of Discrimination against Women. General Recommendation No. 21 (13th session, 1994). Equality in marriage and family relations. <http://bit.ly/2dGkvxS>
39. 2014. WHO (2014) Global Status Report on Violence Prevention <http://bit.ly/2db3xqs>
- 39a. Convention on the Elimination of Discrimination against Women. General Recommendation No. 19 (11th session, 1992) Violence against women, paras 23 and 24(b). <http://bit.ly/2dGkvxS>
40. 2011. UNESCO and UNFPA (2012). Sexuality Education: A ten-country review of school curricula in East and Southern Africa. <http://unesdoc.unesco.org/images/0022/002211/221121e.pdf> Make sex education compulsory in schools. Posted 08 May 2014 http://www.zambia-weekly.com/news/make_sex_education_compulsory_in_100074.php
41. 2015. United Nations, World Population Policies Database. http://esa.un.org/poppolicy/about_database.aspx
42. 2008. Girls Discovered http://girlsdiscovered.org/map/legal_support/
43. 2011. United Nations Statistics Division. Gender Statistics. Qualitative Indicators related to national norms. 11 Legal minimum age at marriage, by sex. <http://unstats.un.org/unsd/gender/Data/Qualitative%20Indicators.html>
44. 2006. National guidelines for HIV counselling and testing. Zambia, Ministry of Health, 2006. http://www.hpcz.org.zm/docs/ct_guidelines_march_2006.pdf Source WHO http://apps.who.int/iris/bitstream/10665/95147/1/WHO_HIV_2013.141_eng.pdf
45. 2016. The law on consent has no specific mention of contraceptives but Public Health Act stipulates age of consent for medical services as 16 years. The phrase 'medical services' includes most contraceptives. Children under age of 16 require parental or guardian consent. Communication with UNFPA Country Office Zambia, September 2016
46. 2006. National guidelines for HIV counselling and testing. Zambia, Ministry of Health, 2006. http://www.hpcz.org.zm/docs/ct_guidelines_march_2006.pdf Source WHO http://apps.who.int/iris/bitstream/10665/95147/1/WHO_HIV_2013.141_eng.pdf
47. 2013. Zambia Demographic and Health Survey 2013–14. <https://www.dhsprogram.com/pubs/pdf/FR304/FR304.pdf>
48. People Living with HIV Stigma Index. IPPF, GNP+, ICW, UNAIDS, 2008. <http://www.stigmaindex.org/>
49. 2010. Network of Zambian People living with HIV/AIDS (NZP+) (2012). People Living with HIV Stigma Index Zambia. http://www.gnpplus.net/assets/wbb_file_updown/2107/Zambian_PLHIV_Stigma_Index_Assessment_2009_-_Web_Version.pdf
50. UN (2015) Sustainable Development Goals. <https://sustainabledevelopment.un.org/?menu=1300>
- 50a. 2013. Zambia Demographic and Health Survey 2013–14. <https://www.dhsprogram.com/pubs/pdf/FR304/FR304.pdf>
- 50b. 2013. Zambia Demographic and Health Survey 2013–14. <https://www.dhsprogram.com/pubs/pdf/FR304/FR304.pdf>
51. WHO and UNAIDS (2013) 16 ideas for addressing violence against women in the context of HIV epidemic: a programming tool. http://apps.who.int/iris/bitstream/10665/95156/1/9789241506533_eng.pdf
52. 2014. Proportion of ever-married or partnered women aged 15–49 who experienced physical or sexual violence from a male intimate partner in the past 12 months. UNAIDS GARPR
53. 2014. Zambia Demographic and Health Survey 2013–14. <https://www.dhsprogram.com/pubs/pdf/FR304/FR304.pdf>
- 53a. 2013. "The percentage of women age 15-49 who agree that a husband is justified in hitting or beating his wife if she refuses to have sexual intercourse with him" Zambia Demographic and Health Survey 2013–14. <https://www.dhsprogram.com/pubs/pdf/FR304/FR304.pdf>
- 53b. 2013. "The percentage of women age 15-49 who agree that a husband is justified in hitting or beating his wife for one specified reason: if she burns the food, if she argues with him, if she goes out without telling him, if she neglects the children, and if she refuses to have sexual intercourse with him." Zambia Demographic and Health Survey 2013–14. <https://www.dhsprogram.com/pubs/pdf/FR304/FR304.pdf>
54. 2014. WHO (2014) Global Status Report on Violence Prevention <http://bit.ly/2db3xqs>
55. UNAIDS (2014). Global AIDS response progress reporting 2014: construction of core indicators for monitoring the 2011 UN political declaration on HIV/AIDS.
56. 2010-2014. Based on DHS, MICS and other national surveys. Available from <http://www.childrenandaids.org/>
57. 2010-2014. Based on DHS, MICS and other national surveys. Available from <http://www.childrenandaids.org/>
58. 2014. UNAIDS 2014 estimates
59. 2010. WHO Global Health Observatory Data Repository. Density per 1000 Data by country <http://apps.who.int/gho/data/node.main.A1444>
60. 2010. WHO Global Health Observatory Data Repository. Density per 1000 Data by country <http://apps.who.int/gho/data/node.main.A1444>
61. 2008. WHO Global Health Observatory Data Repository. Density per 1000 Data by country <http://apps.who.int/gho/data/node.main.A1444>
62. 2014. As part of in-service training. Correspondence with Planned Parenthood Association of Zambia, November 2014
63. 2014. As part of in-service training. Correspondence with Planned Parenthood Association of Zambia, November 2014
64. 2014. Correspondence with Planned Parenthood Association of Zambia, November 2014
65. 2014. Correspondence with Planned Parenthood Association of Zambia, November 2014
66. 2016. Harmonization of supply and procurement processes is yet to be achieved and there exists some limitations with systems in ensuring that information flows between supply chain layers from the national warehouse to the service delivery point; and support to all health facilities to eliminate stock outs of life saving commodities. Communication with UNFPA Country Office Zambia, September 2016
67. 2016. Communication with UNFPA Country Office Zambia, September 2016
68. 2016. Communication with UNFPA Country Office Zambia, September 2016
69. 2014. UNFPA Global Programme to Enhance Reproductive Health Commodity Security Target: Annual report 2014
70. 2014. WHO Universal Access
71. Indicator: Proportion of primary healthcare public sector facilities that reported having any one of five drugs considered essential for STI management out of stock during the month of the survey (metronidazole, ciprofloxacin, erythromycin, doxycycline, benzathine-penicillin)
72. 2016. Joint annual government planning mechanisms exist. At the sub-national level, Provincial and District Planning Joint Committees coordinate planning and provide opportunities for the stakeholders to participate in planning and setting priorities for both SRHR and HIV programmes. However, institutional and management barriers do remain. Communication with UNFPA Country Office Zambia 2016
73. 2016. Technical working groups facilitate collaboration between SRH and HIV programmes. For instance a PMTCT task force brings together HIV and sexual and reproductive health stakeholders and has facilitated the development of joint guidelines and protocols. Communication with UNFPA Country Office Zambia 2016
74. 2014. World Bank, WDI. Statistical Capacity Index <http://databank.worldbank.org/data/reports.aspx?source=Statistical-capacity-indicators#>
75. 2014. WHO Global Health Observatory Data Repository. Testing and counselling facilities, data by country <http://apps.who.int/gho/data/node.main.625TC?lang=en>
76. 2014. UNFPA Global Programme to Enhance Reproductive Health Commodity Security Target: Annual report 2014
77. GNP+, ICW, IPPF, UNAIDS, UNFPA, WHO and Young Positives (2009). Rapid Assessment Tool for Sexual and Reproductive Health and HIV Linkages: a generic guide. <http://srhhivlinkages.org/rapidassessment-tool/>
78. 2012. Ministry of Health Zambia, IPPF, UNAIDS, UNFPA and WHO (2012) Rapid Assessment of Sexual and Reproductive Health and HIV Linkages: Zambia. http://srhhivlinkages.org/wp-content/uploads/2013/10/ippf_ras_zambia_WEB.pdf
79. 2014. UNAIDS GARPR
80. 2013. UNAIDS GARPR

81. UNAIDS (2011). Countdown to zero. Global plan for the elimination of new HIV infections among children by 2015 and keeping their mothers alive. http://www.unaids.org/en/media/unaids/contentassets/documents/unaidspublication/2011/20110609_JC2137_Global-Plan-Elimination-HIV-Children_en.pdf
82. 2014. UNAIDS 2014 estimates
83. 2014. UNAIDS 2014 estimates
84. 2013. Zambia Demographic and Health Survey 2013–14. <https://www.dhsprogram.com/pubs/pdf/FR304/FR304.pdf>
85. 2013. Zambia Demographic and Health Survey 2013–14. <https://www.dhsprogram.com/pubs/pdf/FR304/FR304.pdf>
86. 2014. UNAIDS GARPR
87. 2013. UNAIDS 2014 estimates
88. 2014. UNAIDS (2015) 2015 progress report on the global plan towards the elimination of new HIV infections among children by 2015 and keeping their mothers alive
89. 2014. UNAIDS 2014 estimates
90. 2014. UNAIDS 2014 estimates
91. 2014. UNAIDS 2014 estimates
92. 2014. UNAIDS 2014 estimates
93. 2010. WHO, UNAIDS, UNICEF (2011) Towards Universal Access: Scaling up Priority HIV/AIDS Interventions in the Health Sector. Progress report, 2011
94. 2013. Skilled attendant at birth in three years preceding survey. Zambia Demographic and Health Survey 2013–14. <https://www.dhsprogram.com/pubs/pdf/FR304/FR304.pdf>
95. Indicator: Percentage of total demand for family planning among married or in-union women living with HIV aged 15 to 49 that is satisfied with modern methods (modern contraceptive prevalence divided by total demand for family planning)
96. WHO (2007). Global elimination of congenital syphilis: rationale and strategy for action. <http://www.who.int/reproductivehealth/publications/rtis/9789241595858/en/>
97. WHO (2014). Global guidance on criteria and processes for validation: elimination of mother-to-child transmission (EMTCT) of HIV and syphilis. <http://www.who.int/reproductivehealth/publications/rtis/9789241505888/en/>
98. Indicator: Congenital syphilis rate per 100,000 live births. WHO Global Health Observatory data repository. Congenital syphilis. <http://apps.who.int/gho/data/view.main.CONGENITALSYPFSTiv>
99. 2013. WHO Global Health Observatory data repository. Antenatal care (ANC) attendees tested for syphilis at first ANC visit. <http://apps.who.int/gho/data/view.main.23610>
100. 2013. WHO Global Health Observatory data repository. Antenatal care (ANC) attendees tested for syphilis at first ANC visit. <http://apps.who.int/gho/data/view.main.23610>
101. 2012. To avoid transmission to the fetus or infant, syphilis-seropositive pregnant women must receive at least one dose of intramuscular benzathine penicillin. WHO (2013). Baseline report on global sexually transmitted infection surveillance 2012. http://apps.who.int/iris/bitstream/10665/85376/1/9789241505895_eng.pdf
102. 2008. Zambia Sexual Behaviour Survey 2009. <http://www.zamstats.gov.zm/surveys/zsbs.php>
103. 2014. Zambia Demographic and Health Survey 2013–14. <https://www.dhsprogram.com/pubs/pdf/FR304/FR304.pdf>
104. 2014. Zambia Demographic and Health Survey 2013–14. <https://www.dhsprogram.com/pubs/pdf/FR304/FR304.pdf>
105. 2014. Zambia Demographic and Health Survey 2013–14. <https://www.dhsprogram.com/pubs/pdf/FR304/FR304.pdf>
106. 2013. Zambia Demographic and Health Survey 2013–14. <https://www.dhsprogram.com/pubs/pdf/FR304/FR304.pdf>
107. 2014. Zambia Demographic and Health Survey 2013–14. <https://www.dhsprogram.com/pubs/pdf/FR304/FR304.pdf>
108. 2007. Indicator 37. Data: 2007. Guttmacher Institute (2014). Demystifying Data: A Guide to Using Evidence to Improve Young People's Sexual Health and Rights. <http://www.guttmacher.org/pubs/demyst-data-cp.html#dd-en>
- 108a. 2013. Zambia Demographic and Health Survey 2013–14. <https://www.dhsprogram.com/pubs/pdf/FR304/FR304.pdf>
109. 2013. Unemployment, youth total (percentage of total labour force ages 15–24) (modeled ILO estimate). <http://data.worldbank.org/indicator/SL.UEM.1524.ZS>
110. 2014. UNAIDS 2014 estimates
111. 2014. UNAIDS 2014 estimates
112. 2013. Zambia Demographic and Health Survey 2013–14. <https://www.dhsprogram.com/pubs/pdf/FR304/FR304.pdf>
113. 2014. UNAIDS 2014 estimates
114. 2014. UNAIDS 2014 estimates
115. 2007. Indicators 19 and 20. Data: 2007. Guttmacher Institute (2014). Demystifying Data: A Guide to Using Evidence to Improve Young People's Sexual Health and Rights. <http://www.guttmacher.org/pubs/demyst-data-cp.html#dd-en>
116. 2014. Zambia Demographic and Health Survey 2013–14. <https://www.dhsprogram.com/pubs/pdf/FR304/FR304.pdf>
117. 2016. Communication with UNFPA Country Office Zambia, September 2016
118. Indicator: Men who have sex with men population size estimate. UNAIDS GARPR
119. Indicator: People who inject drugs population size estimate. UNAIDS GARPR
120. Indicator: Sex workers population size estimate. UNAIDS GARPR
121. Indicator: Transgender people population size estimate
122. Indicator: Percentage of men who have sex with men who are living with HIV. UNAIDS GARPR
123. Indicator: Percentage of people who inject drugs who are living with HIV. UNAIDS GARPR
124. Indicator: Percentage of sex workers who are living with HIV. UNAIDS GARPR
125. Indicator: Percentage of transgender people who are living with HIV.
126. Indicator: Percentage of men who have sex with men who received an HIV test in the past 12 months and know their results. UNAIDS GARPR
127. Indicator: Percentage of people who inject drugs who received an HIV test in the past 12 months and know their results. UNAIDS GARPR
128. 2009. FHI360 (2009). Behavioural Surveillance Survey, Zambia
129. Indicator: Percentage of transgender people who received an HIV test in the past 12 months and know their results.
130. Indicator: Percentage of men reporting the use of a condom the last time they had anal sex with a male partner. UNAIDS GARPR
131. Indicator: Percentage of people who inject drugs reporting the use of a condom the last time they had sexual intercourse. UNAIDS GARPR
132. 2009. FHI360 (2009). Behavioural Surveillance Survey, Zambia
133. Indicator: Percentage of transgender people reporting the use of a condom the last time they had sexual intercourse

Inter-Agency Working Group on SRH and HIV Linkages

The Inter-agency Working Group on Sexual and Reproductive Health (SRH) and HIV Linkages is convened by UNFPA, WHO, and IPPF and works with more than 20 organizations to:

- advocate for political commitment to a linked SRH and HIV agenda;
- support national action to strengthen SRH and HIV linkages at the policy, systems, and service delivery levels; and
- create a shared understanding of SRH and HIV linkages by building the evidence base and sharing research, good practice, and lessons learnt.

Key achievements since 2004



To find out more

Visit <http://srhhivlinkages.org> - a collection of SRHR and HIV linkages resources. For a list of current members of the IAWG on SRH and HIV Linkages visit <http://bit.ly/1kzQDWB>

Disclaimer: All reasonable precautions have been taken by the publishers to verify the information contained in this publication. However, the published material is being distributed without warranty of any kind, either expressed or implied. The responsibility for the interpretation and use of the material lies with the reader. In no event shall the IAWG on SRH and HIV Linkages or any organization whose logo appears on this document be liable for damages arising from use of this publication. This publication does not necessarily represent decisions the IAWG on SRH and HIV Linkages or any organization whose logo appears on this document.

